



MARKYT 

# Community Scorecard

2024

---

Prepared for



TEMORA

*The Friendly Shire*

Prepared by



CATALYSE

FUTYR | MARKYT | CULTYR

# Contents

Strategic overview	3
Approach	5
Overall performance	10
MARKYT® industry comparisons	13
MARKYT® community priorities	17
Performance against key pillars in the Strategic Community Plan:	
People	30
Planet	49
Place	53
Prosperity	71
Performance	84
Communication channels	93
Overview of community variances	97
MARKYT® community priorities   other stakeholders	102



# Strategic overview

## Vision



**54**

% agree

27% points above  
Industry Average

## Liveability

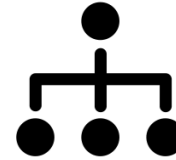


**82**

Performance Index Score

8 index points above  
Industry Average

## Governance



**71**

Performance Index Score

20 index points above  
Industry Average

## Rates Value



**59**

Performance Index Score

17 index points above  
Industry Average

### Highest scoring services

- Temora Memorial Town Hall & Theatre
- Lake Centenary
- Sport and recreation facilities and services
- Temora Recreation Centre and swimming pools
- Playgrounds, parks and reserves
- Library facilities and services

Temora Shire Council is the industry leader for **25** performance measures



Health and community services



Services, facilities and care for seniors



Local roads (including bridges)



Community safety and crime prevention



Services and facilities for families / children



Animal management (dogs and cats)



Waste management



Economic development and job creation



Public and on-demand transport

### Priorities

# Approach



# Purpose

Temora Shire Council commissioned a MARKYT® Community Scorecard to:

- Support a review of the Community Strategic Plan, Delivery Plan and Operational Plan
- Assess overall perceptions of Temora Shire as a place to live, work and visit
- Determine community aspirations and priorities
- Assess performance levels and service area gaps
- Benchmark performance against other councils



# Approach

Temora Shire Council (TSC) commissioned CATALYSE® to conduct an independent MARKYT® Community Scorecard.

All community members were invited to take part. Scorecard invitations were sent to all households and residential PO Boxes in the Temora Shire region using Australia Post's unaddressed mail services. Respondents could complete the scorecard in hard copy or online.

CATALYSE® sent email invitations to TSC's customer contacts, and TSC provided supporting promotions through various communication channels. The scorecard was open from 23 September to 11 October 2024.



The scorecard was completed by **703 community members** with various connections to TSC:

Resident	Business	Out of area ratepayer / visitor	Elected Member / Shire employee
623	181	13	67

The main body of this report shows responses from residents. Responses were weighted by age and gender to match the ABS Census population profile.

Where sub-totals add to  $\pm 1\%$  of the parts, this is due to rounding errors to zero decimal places.

## % of resident respondents (weighted)

<b>Location</b>	Temora	77	
	Ariah Park	11	
	Springdale	3	
	Other	9	
Live in town	Live in town	69	
	Live on a farm / rural property	25	
	No response	6	
<b>Home ownership</b>	Home owner	79	
	Renting / Other	19	
	No response	2	
<b>Gender</b>	Male	46	
	Female	51	
	Non-binary / different term	1	
	Answered together	1	
	No response	2	
<b>Age</b>	14-17 years	6	
	18-34 years	19	
	35-49 years	18	
	50-64 years	24	
	65+	33	
	Have child aged:	0-5 years	12
		6-12 years	13
13-17 years		13	
<b>Lifestage</b>	18+ years	5	
	No children	60	
<b>Diversity</b>	Person with disability	14	
	First Nations	4	
	Mainly speak a LOTE	2	

LOTE: Language other than English

Over the past 21 years, CATALYSE® has conducted community perceptions surveys for more than 70 councils across Australia. When comparable questions are asked, we publish high and average scores to enable participating councils to recognise and learn from industry leaders.

### Perth Region

- City of Armadale
- Town of Bassendean
- City of Bayswater
- City of Belmont
- Town of Cambridge
- City of Canning
- Town of Claremont
- City of Cockburn
- Town of Cottesloe
- Town of East Fremantle
- City of Fremantle
- City of Joondalup
- City of Kalamunda
- City of Kwinana
- City of Melville
- Town of Mosman Park
- Shire of Mundaring
- City of Nedlands
- Shire of Peppermint Grove
- City of Perth
- Serpentine–Jarrahdale Shire
- City of South Perth
- City of Subiaco
- City of Swan
- Town of Victoria Park
- City of Vincent
- City of Wanneroo

### Peel Region

- Shire of Boddington
- City of Mandurah
- Shire of Murray
- Serpentine–Jarrahdale Shire

### Wheatbelt Region

- Shire of Chittering
- Shire of Dandaragan
- Shire of Gingin
- Shire of Merredin
- Shire of Narrogin
- Shire of Northam
- Shire of Pingelly
- Shire of Toodyay
- Shire of York

### South West Region

- Shire of Augusta-Margaret River
- Shire of Bridgetown-Greenbushes
- City of Bunbury
- City of Busselton
- Shire of Capel
- Shire of Dardanup
- Shire of Donnybrook-Balingup
- Shire of Harvey

### Great Southern Region

- City of Albany
- Shire of Broomehill-Tambellup
- Shire of Cranbrook
- Shire of Denmark
- Shire of Gnowangerup
- Shire of Jerramungup
- Shire of Katanning
- Shire of Kent
- Shire of Kojonup
- Shire of Plantagenet
- Shire of Woodanilling



*Note: in this report, average and high scores are calculated from councils that have completed a MARKYT® accredited study within the past three years.*

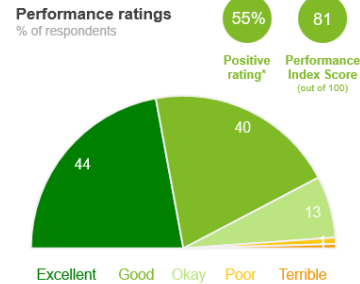


# How to read performance dashboard charts

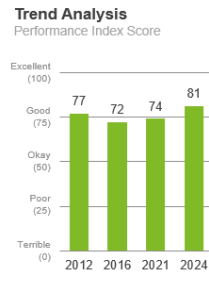
Trend analysis shows how performance varies over time.

## Performance Ratings

The chart shows community perceptions of performance on a five point scale from excellent to terrible.



## Temora Recreation Centre and swimming pools



The Performance Index Score is a weighted score out of 100.

Score	Average Rating
100	Excellent
75	Good
50	Okay
25	Poor
0	Terrible

## Variations across the community

Total	Homeowner	Renting/other	Male	Female	No children	Have child 0-5	Have child 6-12	Have child 13-17	Have child 18+	14-17 years#	18-34 years	35-49 years	50-64 years	65+ years	Disability	First Nations#	Townsite	Farm / Rural	Arish Park	Springdale#	Temora	Other
81	82	79	80	83	81	86	86	82	80	86	82	85	77	82	70	71	81	83	78	88	82	80

Variance across the community shows how results vary across the community based on the Performance Index Score

MARKYT® Industry Standards show how Council is performing compared to other councils.

Council Score is the Council's performance index score.

Industry High is the highest score achieved by councils that have completed a comparable study with CATALYSE®.

Industry Average is the average score among councils that have completed a comparable study with CATALYSE®.

# Overall Performance

# Place to live

## Performance ratings

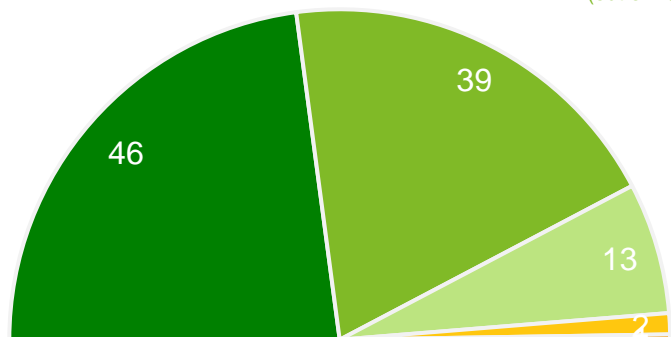
% of respondents

97%<sup>^</sup>

82

Positive rating\*

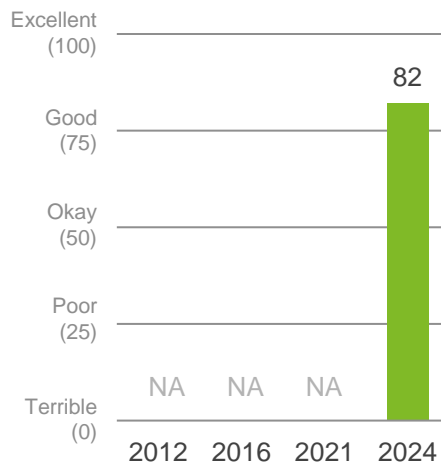
Performance Index Score (out of 100)



Excellent Good Okay Poor Terrible

## Trend Analysis

Performance Index Score



## MARKYT Industry Standards

Performance Index Score



Temora Shire Council 82

Industry High 91

Industry Average 74

## Variations across the community

Performance Index Score

Total	Homeowner	Renting/other	Male	Female	No children	Have child 0-5	Have child 6-12	Have child 13-17	Have child 18+	14-17 years#	18-34 years	35-49 years	50-64 years	65+ years	Disability	First Nations#	Townsite	Farm / Rural	Ariah Park	Springdale#	Temora	Other
82	83	78	82	82	83	80	83	78	76	81	80	80	79	86	72	65	81	83	77	89	83	77

Q. How would you rate performance in the following areas?

Base: All respondents, excludes 'unsure' and 'no response' (n = 621).

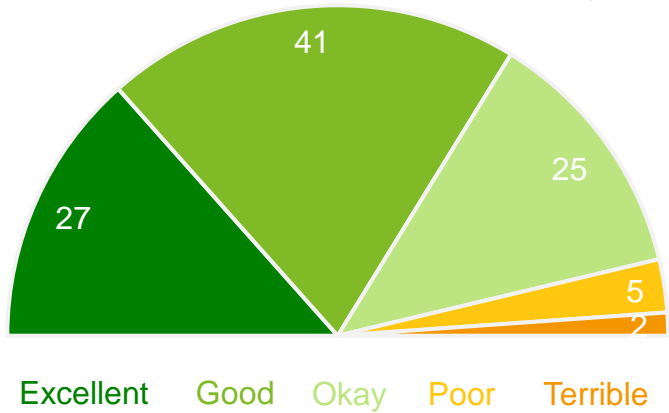
\* Positive Rating = excellent, good + okay # Small sample size (<30 responses)

<sup>^</sup> Where sub-totals add to ±1% of the parts, this is due to rounding errors to zero decimal places.

# Governing organisation

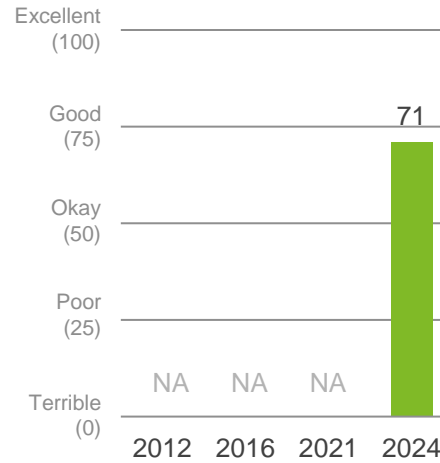
## Performance ratings

% of respondents



## Trend Analysis

Performance Index Score



## MARKYT Industry Standards

Performance Index Score



Temora Shire Council	71
Industry High	71
Industry Average	51

## Variances across the community

Performance Index Score

Total	Homeowner	Renting/other	Male	Female	No children	Have child 0-5	Have child 6-12	Have child 13-17	Have child 18+	14-17 years#	18-34 years	35-49 years	50-64 years	65+ years	Disability	First Nations#	Townsite	Farm / Rural	Ariah Park	Springdale#	Temora	Other
71	72	67	70	72	73	66	72	72	64	73	63	71	69	77	66	55	71	71	65	63	72	73

Q. How would you rate performance in the following areas?

Base: All respondents, excludes 'unsure' and 'no response' (n = 593).

\* Positive Rating = excellent, good + okay # Small sample size (<30 responses)



MARKYT  industry comparisons

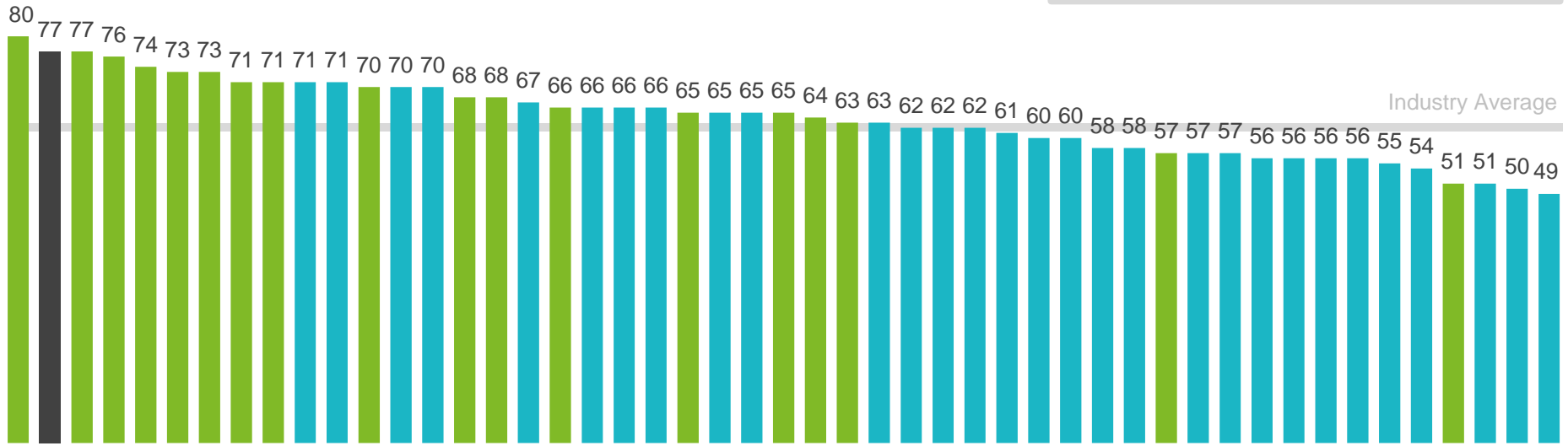
# Overall Performance | industry comparisons

The 'Overall Performance Index Score' is a combined measure of Temora Shire as a 'place to live' and Temora Shire Council as the 'governing organisation'. Temora Shire Council's overall performance index score is 77 out of 100, 13 index points above industry average.

## Overall Performance Index Score

average of 'place to live' and 'governing organisation'

- Temora Shire Council
- Metropolitan Councils
- Regional Councils



## MARKYT Industry Standards

Performance Index Score



Temora Shire Council	77
Industry High	80
Industry Average	64

# How to read the MARKYT Benchmark Matrix

The MARKYT® Benchmark Matrix (shown in detail overleaf) illustrates how the community rates performance on individual measures, compared to how other councils are being rated by their communities.

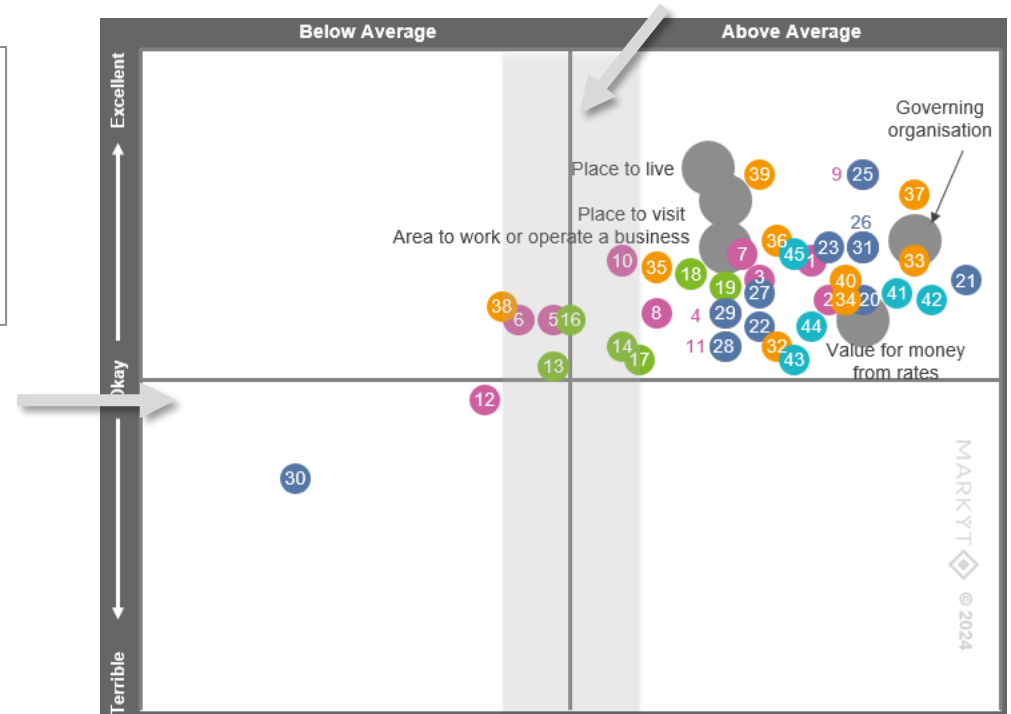
There are two dimensions. The vertical axis maps community perceptions of performance for individual measures. The horizontal axis maps performance relative to the MARKYT® Industry Standards.

Councils aim to be on the right side of this line, with performance ABOVE the MARKYT® Industry Average.

Services are grouped in five areas:

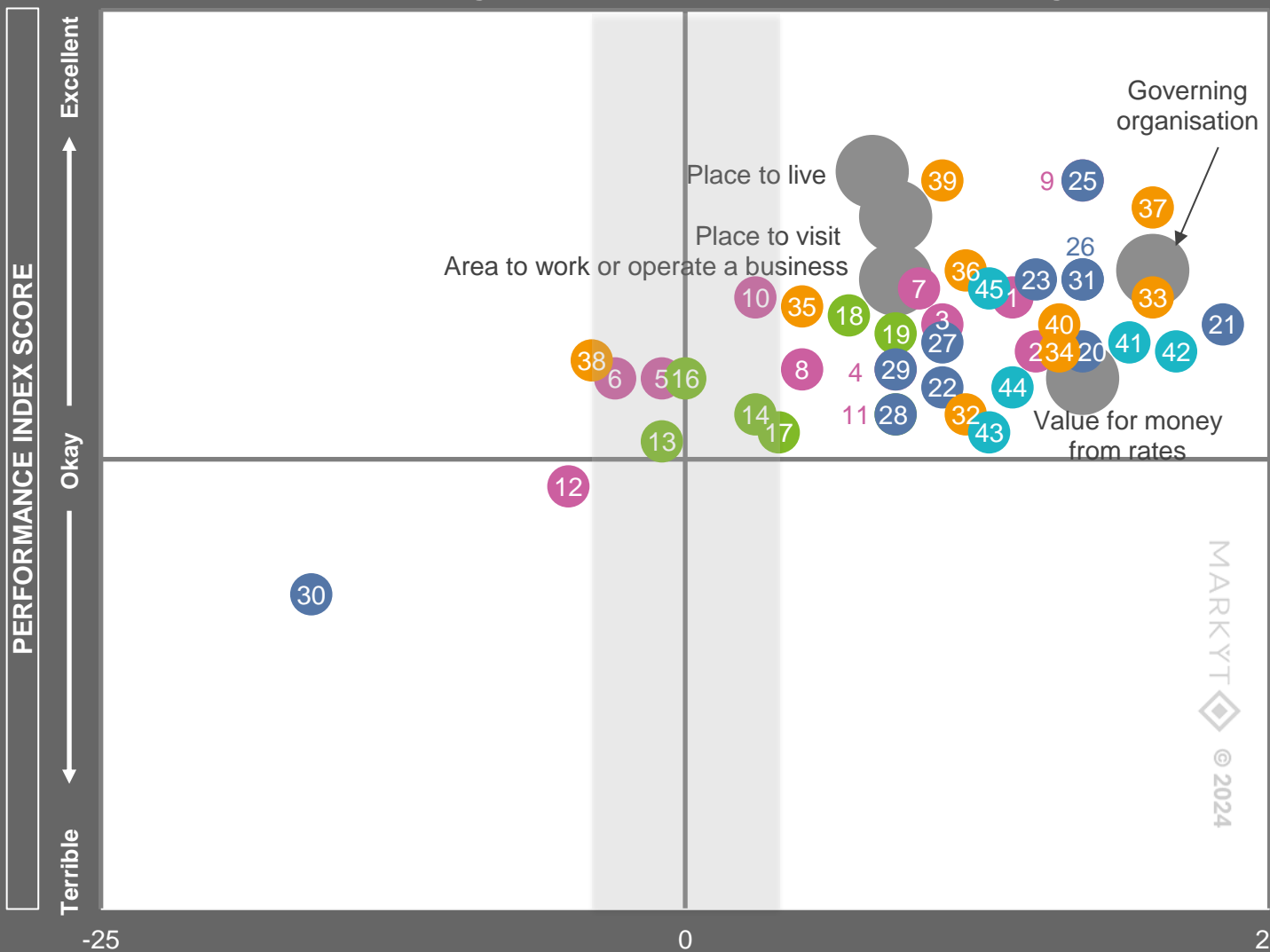
- People
- Planet
- Place
- Prosperity
- Performance

This line represents okay performance based on the MARKYT Performance Index Score. Higher performing service areas are placed above this line while lower performing areas are below it.



# MARKYT Benchmark Matrix

## COMPARISON TO INDUSTRY AVERAGE



- 1 Services for families and children
- 2 Services and facilities for youth
- 3 Services, facilities and care for seniors
- 4 Disability access and inclusion
- 5 Multiculturalism: cultural diversity
- 6 First Nations recognition and respect
- 7 Volunteer recognition and support
- 8 Health and community services
- 9 Sport and recreation facilities
- 10 Art, cultural ,creative facilities / activities
- 11 Community safety and crime prevention
- 12 Animal management (dogs and cats)
- 13 Sustainable practices
- 14 Conservation and environment
- 15 Weeds, invasive plants and pests
- 16 Waste management
- 17 Stormwater management and drainage
- 18 Sewerage management
- 19 Emergency management
- 20 Responsible growth and development
- 21 Planning and building approvals
- 22 Housing
- 23 Community buildings, halls and toilets
- 24 Cemeteries
- 25 Playgrounds, parks and reserves
- 26 Streetscapes, trees and verges
- 27 Footpaths, trails and cycleways
- 28 Local roads (including bridges)
- 29 Lighting of streets and public places
- 30 Public and on-demand transport
- 31 Airport services, airpark and aerodrome
- 32 Economic development and job creation
- 33 Agriculture development and support
- 34 Town centre development / activation
- 35 Tourism and destination marketing
- 36 Caravan parks and camping grounds
- 37 Local history and heritage
- 38 Festivals, markets and events
- 39 Library facilities and services
- 40 Education, training and life-long learning
- 41 Council's leadership
- 42 Advocacy and lobbying
- 43 Consultation
- 44 Communication
- 45 Customer service

MARKYT  © 2024



MARKYT  community priorities

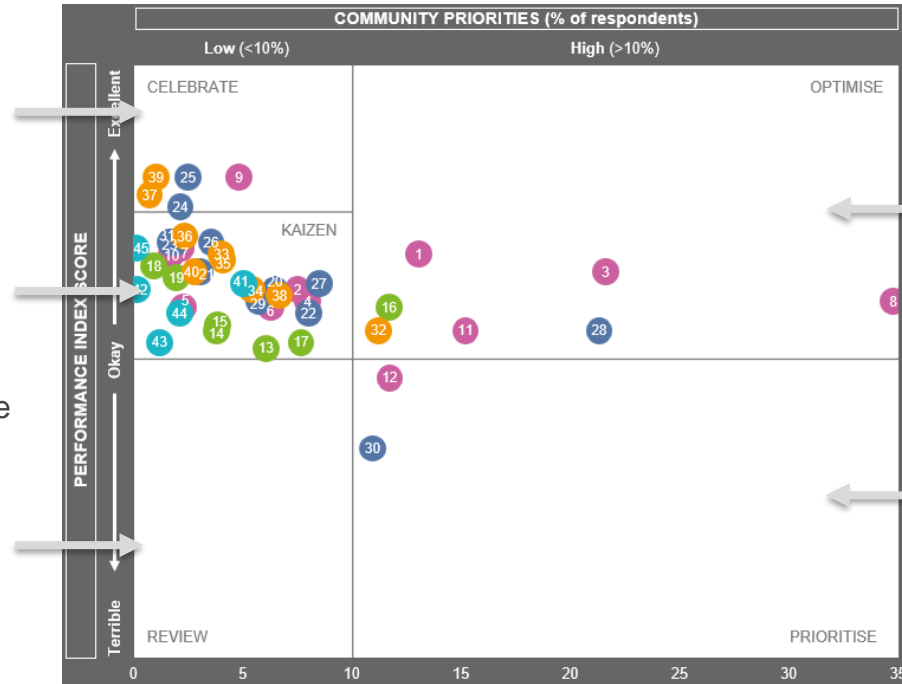
# How to read the MARKYT Community Priorities

The MARKYT® Community Priorities chart maps priorities against performance in all service areas.

**CELEBRATE** Temora Shire's highest performing areas.

**KAIZEN:** consider ways to continuously improve services with average ratings between okay and good to strive for service excellence

**REVIEW** lower performing areas.



**OPTIMISE** higher performing services where the community would like enhancements to better meet their needs.

**PRIORITISE** lower performing services where the community would like the Shire to focus its attention.

Services are grouped in five areas:

- People
- Planet
- Place
- Prosperity
- Performance

# MARKYT Community Priorities

## COMMUNITY PRIORITIES (% of respondents)

Low (<10%)

High (>10%)

Excellent

PERFORMANCE INDEX SCORE

Okay

Terrible

CELEBRATE

OPTIMISE

KAIZEN

REVIEW

PRIORITISE

0 5 10 15 20 25 30 35

- 1 Services for families and children
- 2 Services and facilities for youth
- 3 Services, facilities and care for seniors
- 4 Disability access and inclusion
- 5 Multiculturalism: cultural diversity
- 6 First Nations recognition and respect
- 7 Volunteer recognition and support
- 8 Health and community services
- 9 Sport and recreation facilities
- 10 Art, cultural ,creative facilities / activities
- 11 Community safety and crime prevention
- 12 Animal management (dogs and cats)
- 13 Sustainable practices
- 14 Conservation and environment
- 15 Weeds, invasive plants and pests
- 16 Waste management
- 17 Stormwater management and drainage
- 18 Sewerage management
- 19 Emergency management
- 20 Responsible growth and development
- 21 Planning and building approvals
- 22 Housing
- 23 Community buildings, halls and toilets
- 24 Cemeteries
- 25 Playgrounds, parks and reserves
- 26 Streetscapes, trees and verges
- 27 Footpaths, trails and cycleways
- 28 Local roads (including bridges)
- 29 Lighting of streets and public places
- 30 Public and on-demand transport
- 31 Airport services, airpark and aerodrome
- 32 Economic development and job creation
- 33 Agriculture development and support
- 34 Town centre development / activation
- 35 Tourism and destination marketing
- 36 Caravan parks and camping grounds
- 37 Local history and heritage
- 38 Festivals, markets and events
- 39 Library facilities and services
- 40 Education, training and life-long learning
- 41 Council's leadership
- 42 Advocacy and lobbying
- 43 Consultation
- 44 Communication
- 45 Customer service

Q. How would you rate performance in the following areas? Base: All respondents, excludes unsure and no response. (n=varies)

Q. Which areas would you most like the Council to focus on improving? Base: All respondents, excludes no response (n=552)

### Community driven actions

- Advocate for timely completion of the Temora Hospital redevelopment project and improved access to general, specialist and allied health services to reduce wait times and the need to travel to Wagga Wagga and beyond to access health care.
- Develop strategies and incentives, such as free or subsidised accommodation, to attract doctors and other healthcare workers to settle in Temora with their families.
- Advocate for better access to aged care facilities and home support services.

### Community Voices

*“Better facilities so we don’t have to travel to Wagga Wagga.”*

*“Health services. Waiting 5 weeks for a non-urgent consult is ridiculous. As older citizens this is life threatening and demoralising.”*

*“Poor access to health services such as getting in to see a GP with bookings weeks’ wait in advance - up to 2 months at times. Also limited local mental health services such as counselling or psychiatry professionals. No service available for skin cancer checks needing to travel to Wagga or further.”*

*“Health and Community is an ongoing issue - with an aged population there needs to be support for people to remain in their homes for as long as practicable.”*

*“Free housing to encourage more doctors and health services staff. More ambulances and paramedics stationed in Temora. More support and home visit staff.”*

*“We still need more doctors. We need to advocate for this with our state and federal members. There should be incentives for doctors to work in regional areas. We need to change some lifestyle aspects to make living in Temora more attractive to people from metropolitan backgrounds (restaurants, shops open Sundays, more entertainment).”*

*“Bring more doctors to the area including providing opportunities for their partners and children to encourage them to stay.”*

*“Help / Speed up new hospital. Encourage new doctors to the area.”*

*“Hospital upgrade. With all the new housing blocks selling this is a big consideration, to have bed numbers and facilities up to standard.”*

*“I know the new hospital is a priority for council but to optimise this fully we need to make sure we have housing accessible for support staff like nurses, cleaners etc. I would like to see Council plan how they intend to draw staff to make a home in our town where they can find access to housing etc.”*



### Community driven actions

- Advocate for more aged care services and facilities to cater for Temora's ageing population. Suggestions include:
  - Upgrade or replace Greenstone Lodge
  - More retirement villages and assisted living facilities
  - More in-home support services
  - Better access to health care.
  - Better access to transport services to access essential services.
- Upgrade footpaths to ensure they are even and safe for elderly pedestrians, gophers and mobility aids.
- Consider providing a seniors centre.

### Community Voices

*"Continue to campaign for aged care expansion / improvement / redevelopment to cater for aging population."*

*"Needs a new, updated aged care facility to replace the very outdated Greenstone Lodge in an ageing population."*

*"Update Greenstone Lodge, building assisted living facilities. Where people can live in community and not become isolated. They will get the help they need but do not need intensive care like Narraburra or Greenstone."*

*"We need something like 'Settlers Village', where older members can access help if needed, or be more independent but are living a community lifestyle."*

*"Temora has a significant population of older people and to maintain people living in the shire in their own homes we need to make sure we have the services to cater for this."*

*"Council to encourage more development of senior housing and associated care. More help for seniors to stay in their own homes, including some form of transport (Area I)."*

*"Public transport needs to be available daily for people to access day to day needs."*

*"More footpaths for ease of getting around, and with the loss of the taxi service this inhibits some of the elderly."*

*"Temora has a growing number of aged senior residents using electric gophers and need safer footpaths for safety reasons and good access into their shopping destinations. Provide all future footpaths on even grades, that is - avoid dips and side dips at each resident's driveway. The side dip is a scary problem to senior gopher riders."*

*"Facilities for seniors. There are no facilities. No places to gather except ex services or a café."*

*"Seniors need a permanent place to gather, for male and females to socialise and feel relaxed to be in. A place to chatter to friends, meet and do things that interest them and feel comfortable in, whether it's for a cup of coffee or a day long activity."*

### Community driven actions

- Maintain local roads to a high standard, in particular:
  - repair potholes
  - grade dirt roads regularly
  - clear drains and seal and repair shoulders
  - seal dirt roads used by higher volumes of traffic and heavy machinery
  - ensure all repairs are a long-term solution, not a temporary fix
- Advocate for a heavy vehicle bypass to divert trucks away from the town centre.

### Community Voices

*“There needs to be more emphasis placed on road maintenance & upgrading. Good roads attract more growth in terms of farming, business & tourism & also make for a better place to live.”*

*“Our local roads are a disgrace. They are all uneven. It’s not just the potholes. The road surfaces need ripping up and levelling and resealing.”*

*“Better maintenance of roads including dirt road grading regularly. And quicker completion on roadworks.”*

*“By paying attention to the rough edges of the roads. More grading needed. Clean the long grass away from the drains.”*

*“Road shoulders & verges - better maintenance to prevent edge drop offs, edge decay of the seal, improved drainage away from the road formation. Prevention rather than repair. More sealing of shoulders, even 450mm, combined with basic edge markings, would prolong pavement life & improve road safety.”*

*“We still have dirt roads that are being accessed by a lot of vehicles that are not maintained. With the amount of traffic that goes through, it should be paved.”*

*“Relook at the policy on re sheeting gravel roads . Just doing patch-up jobs until policy says re sheeting can happen often costs more .. do it once and do it properly. Grade earlier at in preparation for harvest giving roads time to settle. Consult the locals that use the roads.”*

*“A heavy vehicle bypass. Upgrade of rural roads to be able to safely move the size machinery now travelling on these roads. The roads are not keeping up with the size and types of vehicles using them and therefore they are becoming damaged and unsafe.”*

*“Heavy vehicle bypass. Will be difficult to achieve and expensive but must be planned for and budgeted for by all relevant authorities and all levels of government.”*

### Community driven actions

- Advocate greater police presence with more patrols, especially at night, to address local concerns, including drug use, vandalism and break-ins.
- Install more CCTV cameras and lighting in known hotspots.
- Address youth crime with community programs, support services and positive engagement with law enforcement.
- Lobby the state government for a strong stance on law enforcement.

### Community Voices

*“More police during the night when crime is more likely to occur.”*

*“More police activity. Have a police station that is manned daily / nightly - Number 1.”*

*“More of a police presence at night, especially around known problematic areas.”*

*“Community safety - crime prevention. There needs to be a more prevalent presence of policing. Temora has a drug problem and if it is known to me then it is definitely known to others.”*

*“Establishing more security cameras on corner streets off the main street, eg. Victoria and Vesper Streets intersection and Baker St.”*

*“There seems to be increasing crime and theft. More lighting and cameras.”*

*“Lobby for improved crime prevention. Facebook is full of thievery in local area and street lighting doesn't promote safety.”*

*“Provide guidance, support and encouragement to young adults who are aimless and have no aspirations; provide facilities and education to inspire self-confidence and ambitions, and hence a purpose in life and ability to pursue one's aspirations and ambitions. Leadership in this aspect is paramount. Council has the wherewithal to address this and take initiatives.”*

*“There is an impression with young people that the authorities will not help them and ultimately, they will be targeted if they talk up. There is a lack of help/support between the law and young people that may bridge this gap.”*

*“Advocacy for harsher penalties for crimes.”*

*“Strongly advocate to the State Government to keep laws strong to maintain the standards we've gotten used to.”*

### Community driven actions

- Advocate for additional child-care facilities to support working parents. Consider incentives to attract child-care providers and workers to Temora.
- Advocate for improved healthcare and support services for children and families, including child health nurses, lactation consultants, playgroups and support for new parents etc.
- Provide a range of activities for families with children, including improved playgrounds, toddler activities, indoor play areas, swimming lessons etc.
- Provide more public parent rooms with baby change facilities.

### Community Voices

*“More day care and family care options.”*

*“So much depends on having access to good childcare services if you want to attract and retain staff for things like health services and economic development. Not having access to childcare means half your workforce is forced to stay at home looking after kids. This is especially difficult for health services that rely on a predominantly female workforce.”*

*“Help daycare centres find staff to enable more children to be in care for working parents.”*

*“Family health / Community health. Early childhood community nurses - Lactation consultants, MGP-Midwifery.”*

*“Support for young mums and children. Increase support and services through the excellent community centre.”*

*“Services and facilities for families and children. More programs to help them out. More push to help parents’ mental health.”*

*“Improve playground equipment and parks in Aria Park. It would be great to have play equipment that is appropriate for toddlers also.”*

*“Need more activities available for younger kids/ toddlers like mini soccer etc. Something in town like a play maze/ indoor play area for babies/ smaller children.”*

*“Toddler and kids’ sports. Playgroups outside of working hours. Toddler activities. Swimming lessons outside of work hours.”*

*“Quick, safe building / room for mothers and children and babies who come into Temora for shopping and appointments from smaller towns. Have some comfortable chairs for nursing mothers. Toys and books for children, microwave for heating food, bottles, etc., change table.”*

*“Although the services are available for new families, eg. story time and baby bounce, the Temora Shire is lacking in facilities. There are no adequate change rooms for babies / toddlers for the public. (The library is NOT always open).”*

Community driven actions

- Deliver a more proactive and responsive ranger service to control stray dogs and cats.
- Increase ranger powers and enforce regulations relating to animal ownership including registration, desexing and strays.
- Provide community education about responsible animal ownership.
- Provide a greater variety of dog exercise areas – enclosed, on/off leash etc.

Community Voices

*“Stricter control of cats and roaming dogs..”*

*“More patrolling to ensure roaming cats and dogs are dealt with.”*

*“Better access to pest ranger to collect stray dogs and cats, especially after dark.  
Stray animals roam more at night.”*

*“Better management of strays and irresponsible owners. Enforcing registration of pets”*

*“More power to remove stray animals, harsher penalties to the offenders,  
and someone in council who will actually listen to the locals concern  
about stray animals and noisy animals.”*

*“Animal management. The pound needs improvement and legally needs a  
cattery attached. The stray dog and cat issue needs to be addressed.  
Start fining people for straying and unregistered animals.”*

*“Educating animal owners on their responsibilities. Better enforcement of rules  
and regulations. Too many dogs roaming the streets.”*

*“Greater community education regarding responsible pet ownership and increased  
consequences for poor animal management by residents.”*

*“Dog park - safe, off lead area. Lake is too far out.”*

*“Could we get some more dog parks? Even ones where they still have to be  
on a leash. There's only one and one small part of Lake Centenary.”*

*“Dog friendly parks or dog runs put into parks.”*



### Community driven actions

- Introduce kerbside recycling collection.
- Implement a 3-bin system with separate bins for general waste, recycling waste and green waste.
- Make recycling more accessible for residents – provide more recycling stations, longer opening hours at the tip and separate areas for recycling and green waste at the tip.

### Community Voices

*“Kerb-side recycling, yellow and green bins. It’s ridiculous that our town does not have kerb-side recycling in 2024.”*

*“Really, for the price we are paying for our rates we deserve to have a recyclable waste collection.”*

*“Waste management. Definitely need a 3 bin collection, like all other towns.”*

*“Recycling. Would be nice to have 3 bins. 1. Household waste. 2. Garden waste. 3. Recycling. Temora seems to be behind in this area.”*

*“Provide a proper recycling centre - with appropriate bins for residents use. The service would help to eliminate the amount of refuse going into landfill. And Temora would be seen as doing its part toward a greener environment.”*

*“Waste management. Better planning of landfill usage, rather than the ad hoc system presently used. Recycling at tips and compacting of rubbish.”*

*“Look at expanding the tip area for recycling and green waste. Similar to other shire councils.”*

*“Need to desperately catch up to other areas in complete waste recycling and kerb side pickups. Waste management facility needs to open at 10 am on Saturdays and Sundays.”*

*“Something needs to be done urgently about recycling in Temora. It’s getting too much for Lions, there needs to be a pickup option for those who can’t get their recycling to the Lions depot, and something for those who cannot get their green waste to the tip, or who cannot pay a private business to collect it.”*

### Community driven actions

- Attract more businesses to the town to diversify the local economy beyond agriculture and create sustainable job opportunities. Consider marketing, financial assistance, incentives and grants.
- Encourage young people to stay in Temora by developing industries that can provide skilled, non-seasonal work, training and apprenticeships.
- Attract a wider range of shops and department stores.
- Provide better infrastructure to support local businesses, including public transport and reliable telecommunications services.

### Community Voices

*“Encourage new business outside the agriculture area to diversify business types and create employment and increase population.”*

*“Encouragement and assistance to new business to Temora. Make Temora a real attractive destination for new business small and large.”*

*“Although it is probably on the agenda I believe that more businesses should be encouraged, with incentives possibly, to start here and grow. It may, with a range of different businesses, create more jobs here.”*

*“Grants to open new business ideas and promote / market grants to train staff.”*

*“Economic development and job creation will help to keep our younger people working within the shire. Jobs for younger people, training and availability of then skilled people will attract more businesses to the shire.”*

*“More apprenticeships. Invite major industries to open their business in town. Better utilise the airport for logistic activities, not just air shows.”*

*“Bringing more shops of difference to town, so people can shop locally more.”*

*“The town needs a hub - Kmart, Big W or Harris Scarfe. The population is growing with all the new subdivisions.”*

*“Perhaps encourage another supermarket into the area. ALDI maybe. Perhaps encourage more fast food. KFC teenagers love the stuff! People leave town to purchase groceries and then spend on other products. Money that leaves the Shire.”*

*“Help get more phone coverage in local area. Phone reception black spots.”*

*“Need better public transport services in Aria Park and Temora.”*



### Community driven actions

- Deliver better transport options to assist non-drivers, particularly aged persons, with daily activities such as shopping and medical appointments. Suggestions include:
  - a reliable, on-demand taxi service;
  - a Council-run community bus service;
  - a ride-share provider like Uber.
- Provide a more extensive bus network with more routes and more times connecting Temora to other towns including Wagga Wagga, Cootamundra and Sydney.

### Community Voices

*“Public transport has all but disappeared since the taxi business was lost. Effort should be made to gain such a service again.”*

*“No taxis - what do the elderly do who cannot drive / have no family in Temora?”*

*“Taxi service for Temora / Community bus service for seniors and better lighting around the streets.”*

*“Promote an Uber service. Local 'Taxi' service is not full time.”*

*“A reliable taxi / transport service within Temora and public transport facilities to / from Wagga - Daily.”*

*“Public transport options within our shire that could support travel for shopping, appointments or employment eg from outlying towns into Temora as well as to other towns like Cootamundra, West Wyalong or Wagga.”*

*“Transport for those working in Wagga mainly, but also Coota. Alternative means of getting to work needed with petrol costs so high.”*

*“Provide a bus service between Wagga and Temora that operates at least once per week and returns on the same day, at a reasonable price, whereby travellers have at least 3.5 hours in Wagga.”*

*“Without a car / licence, Temora can be a very difficult place to get to or from anywhere. Perhaps a regular bus service to / from Wagga or Young would help those without a licence / transport to access services and shopping not available locally??”*

To see all community comments from the MARKYT® Community Scorecard, please see Temora Shire Council's MARKYT® VoiceBank.

The MARKYT® VoiceBank contains over 28,000 words with ideas and suggestions from community members.

Ideas are classified in five key areas: People, Planet, Place, Prosperity and Performance.

Ideas are grouped into 45 service areas.

Councillors and officers draw on specific suggestions in the MARKYT® VoiceBank to support the development of supporting strategies and action plans to address community needs.



Question: **Over the next 10 years, which areas would you most like Temora Shire Council to focus on improving?**

Source: MARKYT® Community Scorecard | 2024

*All responses are presented verbatim. Identifying information, and offensive or defamatory language, has been removed. Views expressed are solely those of respondents.*

Prepared by:  
**CATALYSE® Pty Ltd**

On behalf of:  
Temora Shire Council

November 2024

People

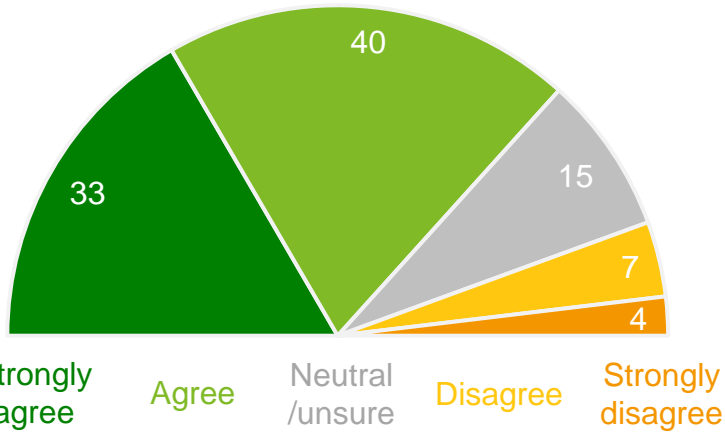
# I feel like I belong in my local community

## Level of agreement

% of respondents

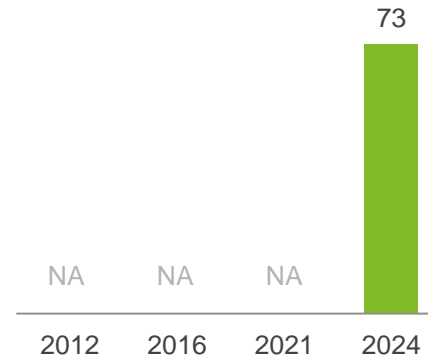
73%

Total Agree



## Trend Analysis

% agree



## MARKYT Industry Standards

% agree



Temora Shire Council	73
Industry High	73
Industry Average	58

## Variances across the community

% agree

Total	Homeowner	Renting/other	Male	Female	No children	Have child 0-5	Have child 6-12	Have child 13-17	Have child 18+	14-17 years#	18-34 years	35-49 years	50-64 years	65+ years	Disability	First Nations#	Townsite	Farm / Rural	Ariah Park	Springdale#	Temora	Other
73	75	66	72	74	77	73	64	65	68	71	69	67	65	86	53	48	72	72	66	43	77	63

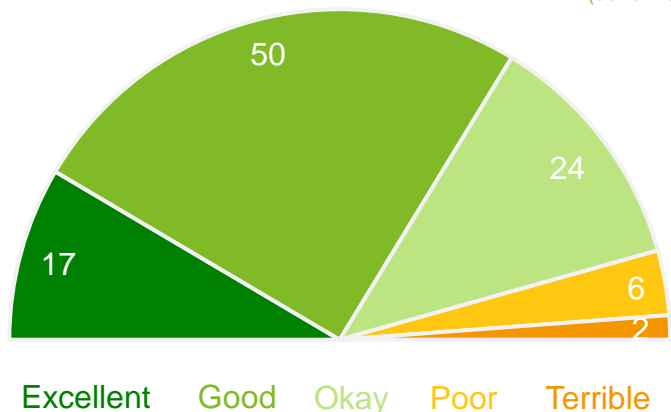
Q. How strongly do you agree or disagree with the following statements?

Base: All respondents, excludes 'no response' (n = 611). # Small sample size (<30 responses)

# Services and facilities for families and children

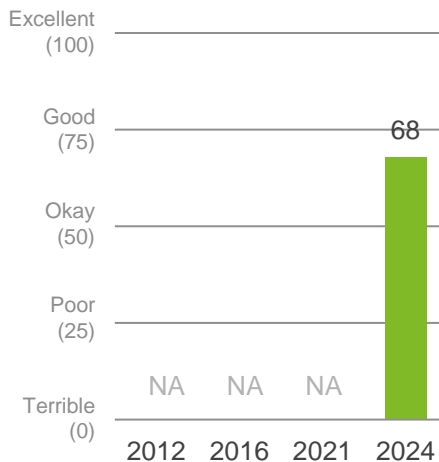
## Performance ratings

% of respondents



## Trend Analysis

Performance Index Score



## MARKYT Industry Standards

Performance Index Score



Temora Shire Council	68
Industry High	68
Industry Average	54

## Variances across the community

Performance Index Score

Total	Homeowner	Renting/other	Male	Female	No children	Have child 0-5	Have child 6-12	Have child 13-17	Have child 18+	14-17 years#	18-34 years	35-49 years	50-64 years	65+ years	Disability	First Nations#	Townsite	Farm / Rural	Ariah Park	Springdale#	Temora	Other
68	68	68	68	68	70	66	69	67	53	70	62	68	65	74	59	46	67	72	67	75	69	67

Q. How would you rate performance in the following areas?

Base: All respondents, excludes 'unsure' and 'no response' (n = 533).

\* Positive Rating = excellent, good + okay # Small sample size (<30 responses)

# Services and facilities for youth

## Performance ratings

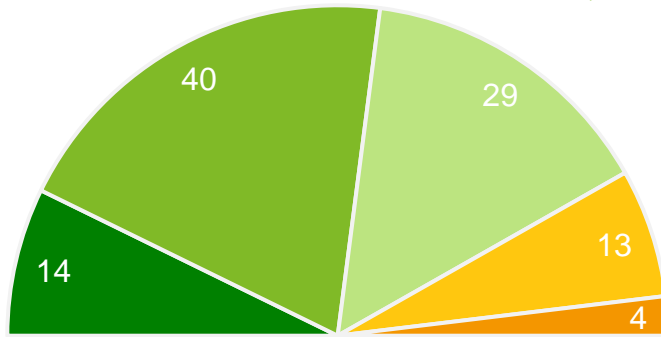
% of respondents

84%<sup>^</sup>

62

Positive rating\*

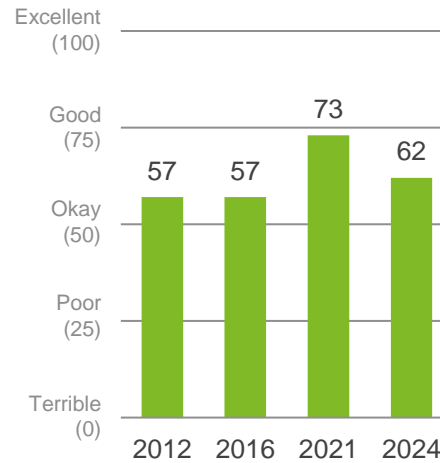
Performance Index Score (out of 100)



Excellent Good Okay Poor Terrible

## Trend Analysis

Performance Index Score



## MARKYT Industry Standards

Performance Index Score



Temora Shire Council 62

Industry High 65

Industry Average 47

## Variances across the community

Performance Index Score

Total	Homeowner	Renting/other	Male	Female	No children	Have child 0-5	Have child 6-12	Have child 13-17	Have child 18+	14-17 years#	18-34 years	35-49 years	50-64 years	65+ years	Disability	First Nations#	Townsite	Farm / Rural	Ariah Park	Springdale#	Temora	Other
62	61	65	62	62	63	61	65	62	45	66	60	63	57	66	52	38	60	68	63	66	62	60

Q. How would you rate performance in the following areas?

Base: All respondents, excludes 'unsure' and 'no response' (n = 532).

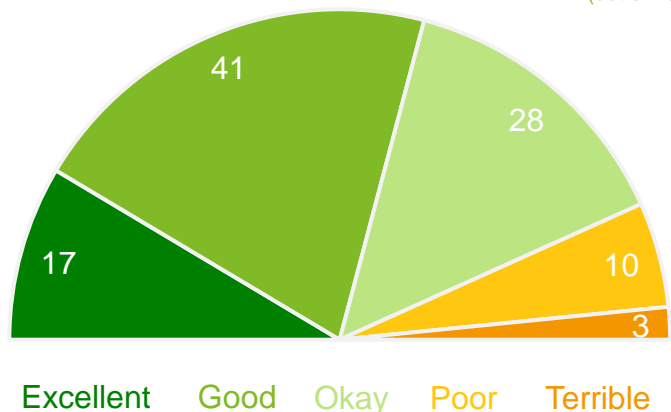
\* Positive Rating = excellent, good + okay # Small sample size (<30 responses)

<sup>^</sup> Where sub-totals add to ±1% of the parts, this is due to rounding errors to zero decimal places.

# Services, facilities and care for seniors

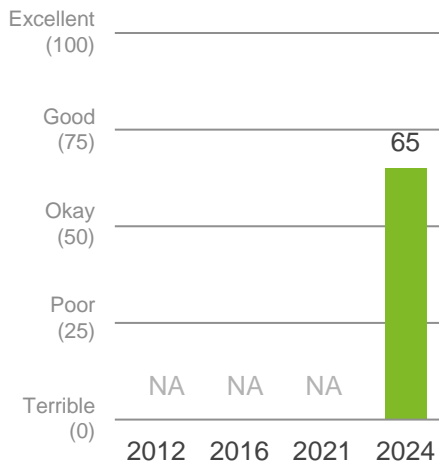
## Performance ratings

% of respondents



## Trend Analysis

Performance Index Score



## MARKYT Industry Standards

Performance Index Score



Temora Shire Council	65
Industry High	68
Industry Average	54

## Variances across the community

Performance Index Score

Total	Homeowner	Renting/other	Male	Female	No children	Have child 0-5	Have child 6-12	Have child 13-17	Have child 18+	14-17 years#	18-34 years	35-49 years	50-64 years	65+ years	Disability	First Nations#	Townsite	Farm / Rural	Ariah Park	Springdale#	Temora	Other
65	64	68	65	65	66	62	66	65	56	80	57	63	60	69	54	59	63	68	62	68	65	61

Q. How would you rate performance in the following areas?

Base: All respondents, excludes 'unsure' and 'no response' (n = 548).

\* Positive Rating = excellent, good + okay # Small sample size (<30 responses)

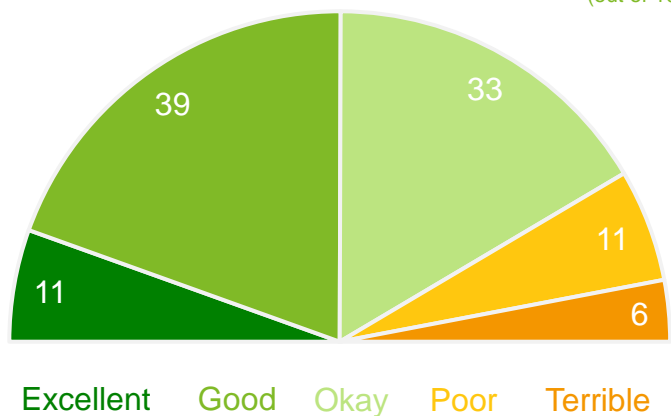
<sup>^</sup> Where sub-totals add to ±1% of the parts, this is due to rounding errors to zero decimal places.



# Disability access and inclusion

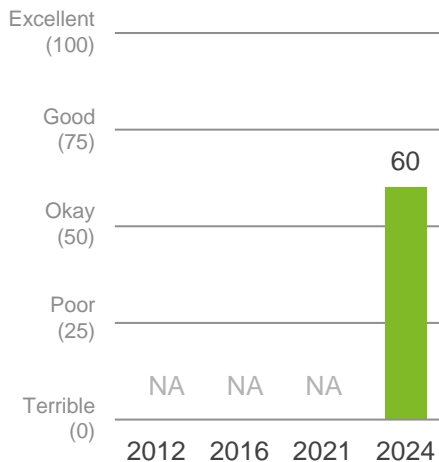
## Performance ratings

% of respondents



## Trend Analysis

Performance Index Score



## MARKYT Industry Standards

Performance Index Score



Temora Shire Council	60
Industry High	62
Industry Average	51

## Variations across the community

Performance Index Score

Total	Homeowner	Renting/other	Male	Female	No children	Have child 0-5	Have child 6-12	Have child 13-17	Have child 18+	14-17 years#	18-34 years	35-49 years	50-64 years	65+ years	Disability	First Nations#	Townsite	Farm / Rural	Ariah Park	Springdale#	Temora	Other
60	60	56	60	59	60	62	61	59	45	59	63	55	57	62	42	48	58	63	50	67	60	60

Q. How would you rate performance in the following areas?

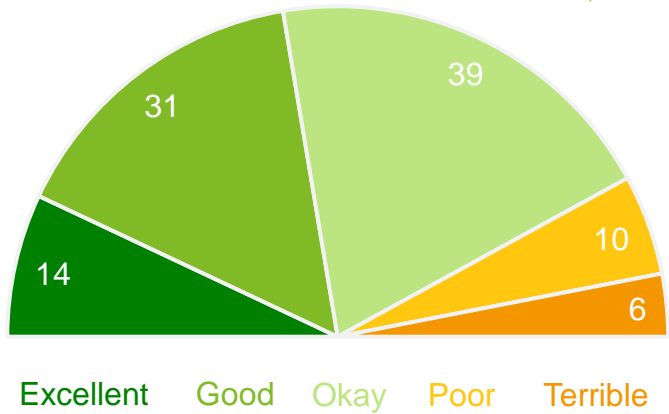
Base: All respondents, excludes 'unsure' and 'no response' (n = 504).

\* Positive Rating = excellent, good + okay # Small sample size (<30 responses)

# Multiculturalism: recognition of cultural diversity

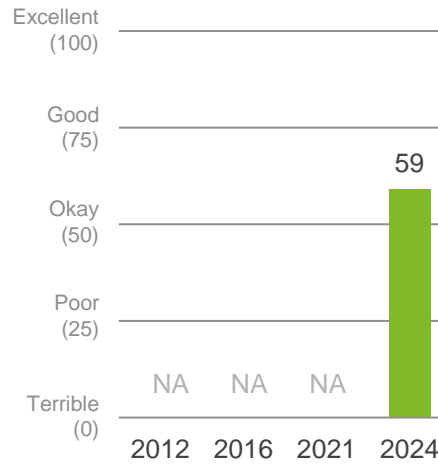
## Performance ratings

% of respondents



## Trend Analysis

Performance Index Score



## MARKYT Industry Standards

Performance Index Score



Temora Shire Council	59
Industry High	68
Industry Average	60

## Variations across the community

Performance Index Score

Total	Homeowner	Renting/other	Male	Female	No children	Have child 0-5	Have child 6-12	Have child 13-17	Have child 18+	14-17 years#	18-34 years	35-49 years	50-64 years	65+ years	Disability	First Nations#	Townsite	Farm / Rural	Ariah Park	Springdale#	Temora	Other
59	58	63	60	58	60	58	61	57	51	74	52	59	54	64	48	33	57	64	58	76	59	58

Q. How would you rate performance in the following areas?

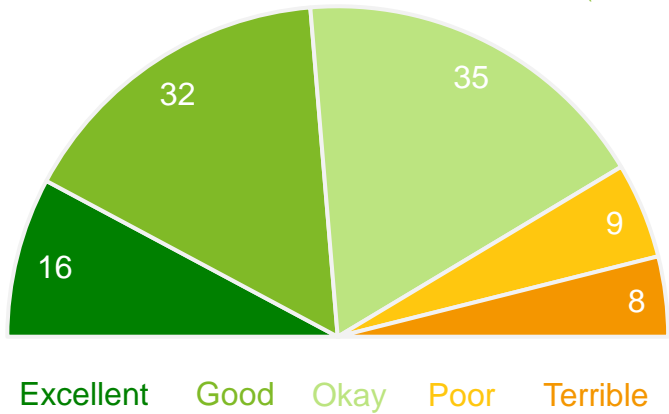
Base: All respondents, excludes 'unsure' and 'no response' (n = 492).

\* Positive Rating = excellent, good + okay # Small sample size (<30 responses)

# Recognition and respect for First Nations peoples, cultures and heritage

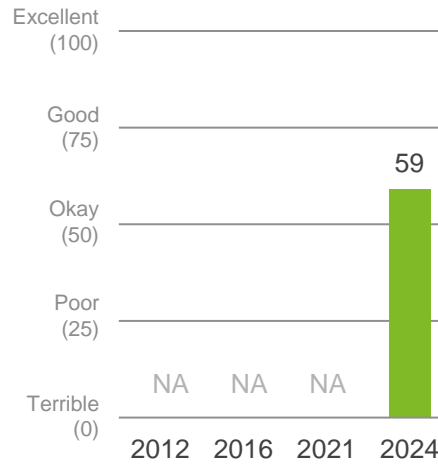
## Performance ratings

% of respondents



## Trend Analysis

Performance Index Score



## MARKYT Industry Standards

Performance Index Score



Temora Shire Council	59
Industry High	71
Industry Average	62

## Variances across the community

Performance Index Score

Total	Homeowner	Renting/other	Male	Female	No children	Have child 0-5	Have child 6-12	Have child 13-17	Have child 18+	14-17 years#	18-34 years	35-49 years	50-64 years	65+ years	Disability	First Nations#	Townsite	Farm / Rural	Ariah Park	Springdale#	Temora	Other
59	58	63	61	59	60	59	61	57	55	67	58	60	53	63	46	27	57	66	57	78	59	58

Q. How would you rate performance in the following areas?

Base: All respondents, excludes 'unsure' and 'no response' (n = 473).

\* Positive Rating = excellent, good + okay # Small sample size (<30 responses)

# Volunteer recognition and support

## Performance ratings

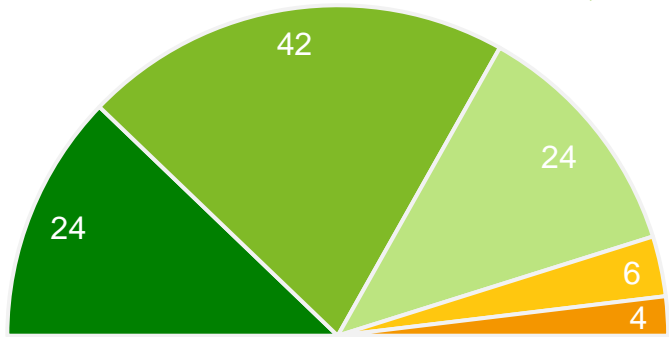
% of respondents

90%

Positive rating\*

69

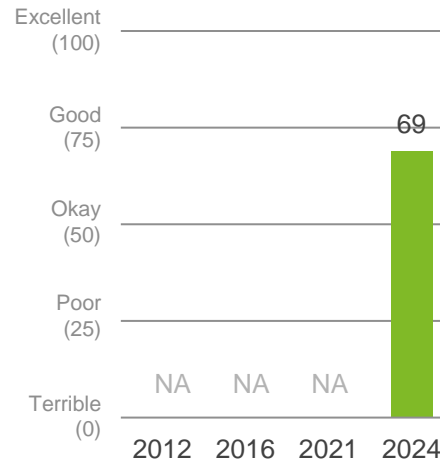
Performance Index Score (out of 100)



Excellent Good Okay Poor Terrible

## Trend Analysis

Performance Index Score



## MARKYT Industry Standards

Performance Index Score



Temora Shire Council 69

Industry High 69

Industry Average 59

## Variations across the community

Performance Index Score

Total	Homeowner	Renting/other	Male	Female	No children	Have child 0-5	Have child 6-12	Have child 13-17	Have child 18+	14-17 years#	18-34 years	35-49 years	50-64 years	65+ years	Disability	First Nations#	Townsite	Farm / Rural	Ariah Park	Springdale#	Temora	Other
69	71	61	68	70	70	69	69	72	62	53	71	72	65	73	58	58	69	69	64	77	70	65

Q. How would you rate performance in the following areas?

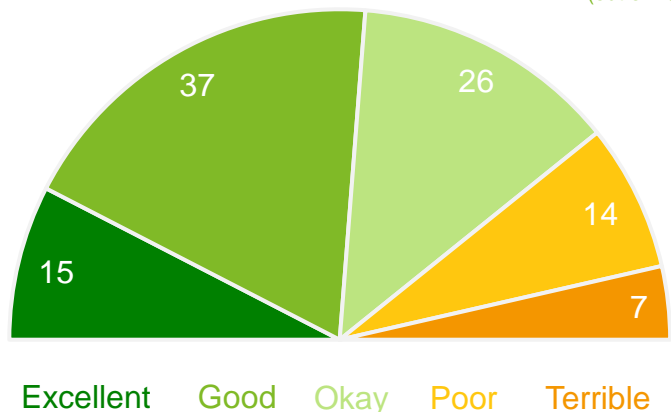
Base: All respondents, excludes 'unsure' and 'no response' (n = 554).

\* Positive Rating = excellent, good + okay # Small sample size (<30 responses)

# Access to health and community services

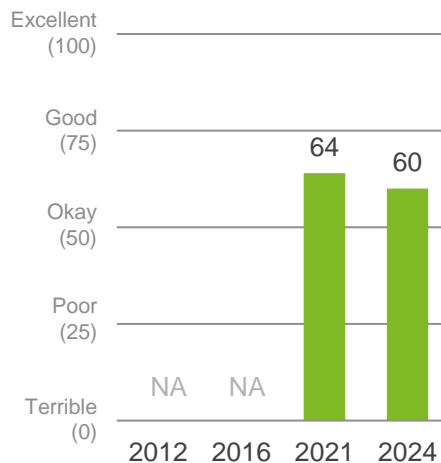
## Performance ratings

% of respondents



## Trend Analysis

Performance Index Score



## MARKYT Industry Standards

Performance Index Score



Temora Shire Council	60
Industry High	68
Industry Average	55

## Variations across the community

Performance Index Score

Total	Homeowner	Renting/other	Male	Female	No children	Have child 0-5	Have child 6-12	Have child 13-17	Have child 18+	14-17 years#	18-34 years	35-49 years	50-64 years	65+ years	Disability	First Nations#	Townsite	Farm / Rural	Ariah Park	Springdale#	Temora	Other
60	59	61	60	59	61	58	58	57	51	70	53	57	56	66	47	40	58	62	56	69	60	59

Q. How would you rate performance in the following areas?

Base: All respondents, excludes 'unsure' and 'no response' (n = 588).

\* Positive Rating = excellent, good + okay # Small sample size (<30 responses)

# Pinnacle Community Services

## Performance ratings

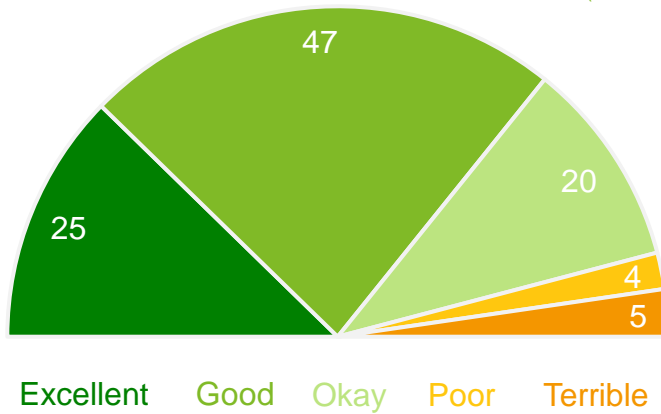
% of respondents

92%

Positive rating\*

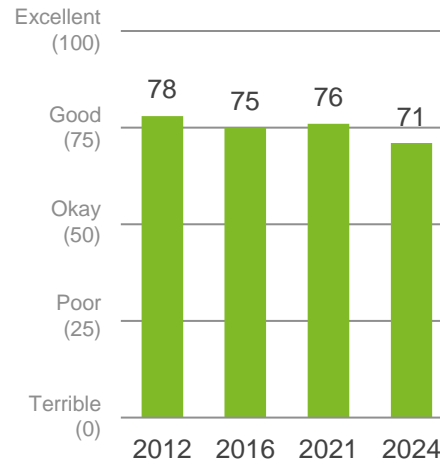
71

Performance Index Score (out of 100)



## Trend Analysis

Performance Index Score



## MARKYT Industry Standards

Performance Index Score



Temora Shire Council	71
Industry High	NA
Industry Average	NA

## Variances across the community

Performance Index Score

Total	Homeowner	Renting/other	Male	Female	No children	Have child 0-5	Have child 6-12	Have child 13-17	Have child 18+	14-17 years#	18-34 years	35-49 years	50-64 years	65+ years	Disability	First Nations#	Townsite	Farm / Rural	Ariah Park	Springdale#	Temora	Other
71	71	70	71	71	73	73	58	68	68	79	67	67	67	76	62	65	69	74	69	77	71	71

Q. How would you rate performance in the following areas?

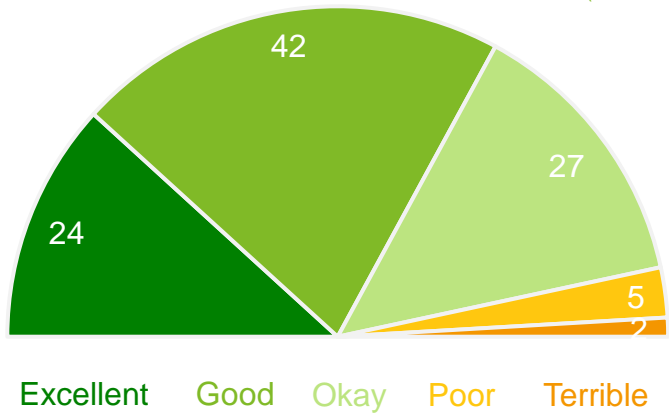
Base: All respondents, excludes 'unsure' and 'no response' (n = 412).

\* Positive Rating = excellent, good + okay # Small sample size (<30 responses)

# Service NSW

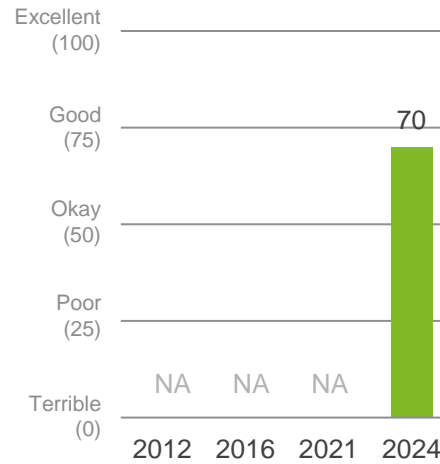
## Performance ratings

% of respondents



## Trend Analysis

Performance Index Score



## MARKYT Industry Standards

Performance Index Score



Temora Shire Council	70
Industry High	NA
Industry Average	NA

## Variations across the community

Performance Index Score

Total	Homeowner	Renting/other	Male	Female	No children	Have child 0-5	Have child 6-12	Have child 13-17	Have child 18+	14-17 years#	18-34 years	35-49 years	50-64 years	65+ years	Disability	First Nations#	Townsite	Farm / Rural	Ariah Park	Springdale#	Temora	Other
70	71	67	68	73	71	70	68	70	71	80	67	70	67	73	60	58	69	73	66	70	71	70

Q. How would you rate performance in the following areas?

Base: All respondents, excludes 'unsure' and 'no response' (n = 523).

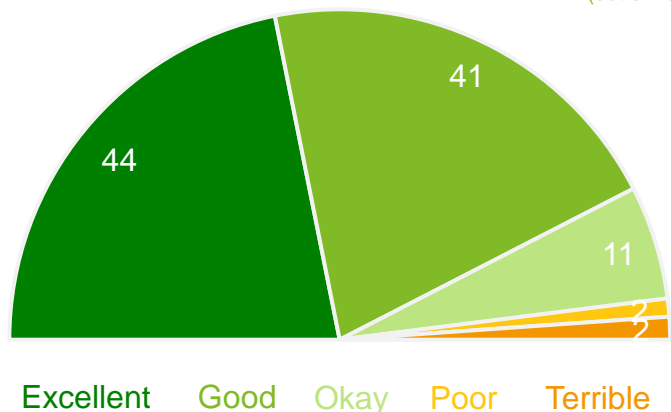
\* Positive Rating = excellent, good + okay # Small sample size (<30 responses)



# Sport and recreation facilities and services

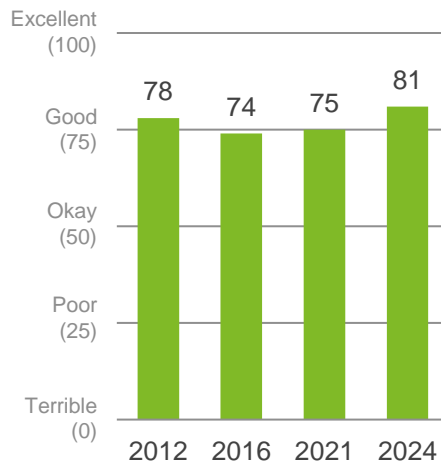
## Performance ratings

% of respondents



## Trend Analysis

Performance Index Score



## MARKYT Industry Standards

Performance Index Score



Temora Shire Council	81
Industry High	81
Industry Average	64

## Variations across the community

Performance Index Score

Total	Homeowner	Renting/other	Male	Female	No children	Have child 0-5	Have child 6-12	Have child 13-17	Have child 18+	14-17 years#	18-34 years	35-49 years	50-64 years	65+ years	Disability	First Nations#	Townsite	Farm / Rural	Ariah Park	Springdale#	Temora	Other
81	80	81	79	82	82	76	83	80	75	80	78	81	78	84	68	68	80	83	74	82	81	85

Q. How would you rate performance in the following areas?

Base: All respondents, excludes 'unsure' and 'no response' (n = 587).

\* Positive Rating = excellent, good + okay # Small sample size (<30 responses)

# Temora Recreation Centre and swimming pools

## Performance ratings

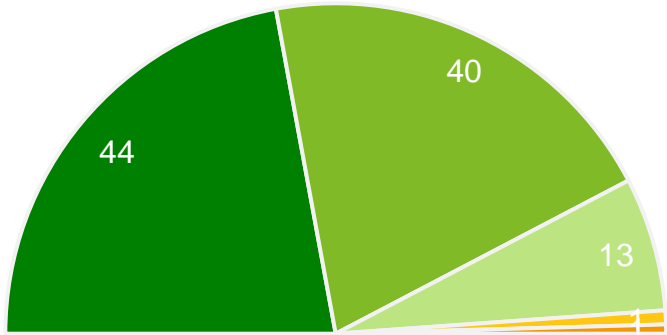
% of respondents

98%<sup>^</sup>

81

Positive rating\*

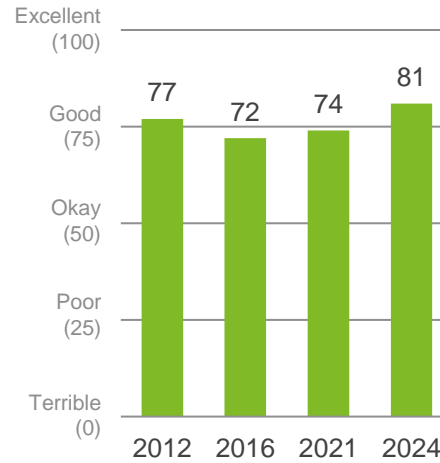
Performance Index Score (out of 100)



Excellent Good Okay Poor Terrible

## Trend Analysis

Performance Index Score



## MARKYT Industry Standards

Performance Index Score



Temora Shire Council	81
Industry High	81
Industry Average	67

## Variances across the community

Performance Index Score

Total	Homeowner	Renting/other	Male	Female	No children	Have child 0-5	Have child 6-12	Have child 13-17	Have child 18+	14-17 years#	18-34 years	35-49 years	50-64 years	65+ years	Disability	First Nations#	Townsite	Farm / Rural	Ariah Park	Springdale#	Temora	Other
81	82	79	80	83	81	86	86	82	80	86	82	85	77	82	70	71	81	83	78	88	82	80

Q. How would you rate performance in the following areas?

Base: All respondents, excludes 'unsure' and 'no response' (n = 518).

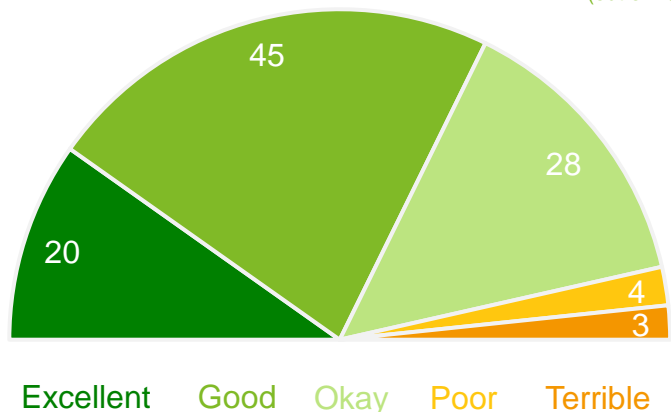
\* Positive Rating = excellent, good + okay # Small sample size (<30 responses)

<sup>^</sup> Where sub-totals add to ±1% of the parts, this is due to rounding errors to zero decimal places.

# Art, cultural and creative facilities and activities

## Performance ratings

% of respondents



## Trend Analysis

Performance Index Score



## MARKYT Industry Standards

Performance Index Score



Temora Shire Council	68
Industry High**	74
Industry Average**	65

## Variances across the community

Performance Index Score

Total	Homeowner	Renting/other	Male	Female	No children	Have child 0-5	Have child 6-12	Have child 13-17	Have child 18+	14-17 years#	18-34 years	35-49 years	50-64 years	65+ years	Disability	First Nations#	Townsite	Farm / Rural	Ariah Park	Springdale#	Temora	Other
68	69	64	66	70	70	68	71	68	59	58	61	70	65	75	57	55	68	71	60	77	69	71

Q. How would you rate performance in the following areas?

Base: All respondents, excludes 'unsure' and 'no response' (n = 525).\*\* Festivals, events, art and cultural activities

\* Positive Rating = excellent, good + okay # Small sample size (<30 responses)

# Temora Arts Centre

## Performance ratings

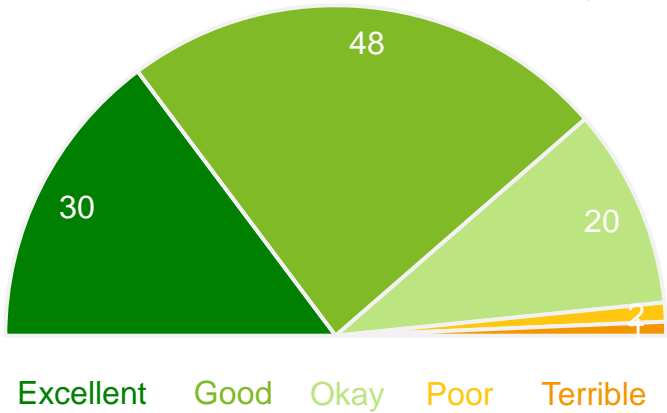
% of respondents

97%<sup>^</sup>

76

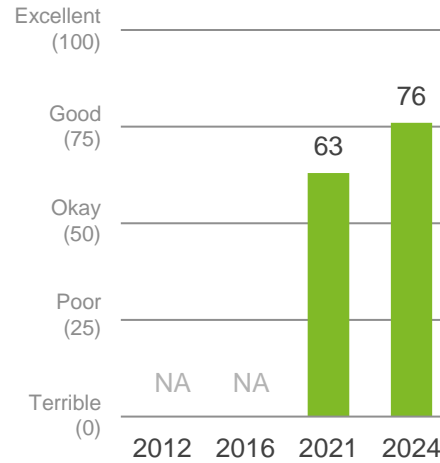
Positive rating\*

Performance Index Score (out of 100)



## Trend Analysis

Performance Index Score



## MARKYT Industry Standards

Performance Index Score



Temora Shire Council	76
Industry High	NA
Industry Average	NA

## Variances across the community

Performance Index Score

Total	Homeowner	Renting/other	Male	Female	No children	Have child 0-5	Have child 6-12	Have child 13-17	Have child 18+	14-17 years <sup>#</sup>	18-34 years	35-49 years	50-64 years	65+ years	Disability	First Nations <sup>#</sup>	Townsite	Farm / Rural	Ariah Park	Springdale <sup>#</sup>	Temora	Other
76	77	72	73	78	78	76	72	71	70	67	75	75	72	79	65	64	76	76	70	79	76	74

Q. How would you rate performance in the following areas?

Base: All respondents, excludes 'unsure' and 'no response' (n = 395).

\* Positive Rating = excellent, good + okay # Small sample size (<30 responses)

<sup>^</sup> Where sub-totals add to ±1% of the parts, this is due to rounding errors to zero decimal places.

# Community safety and crime prevention

## Performance ratings

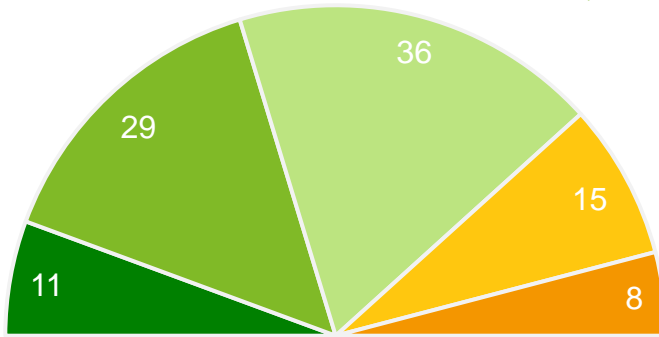
% of respondents

77%<sup>^</sup>

55

Positive rating\*

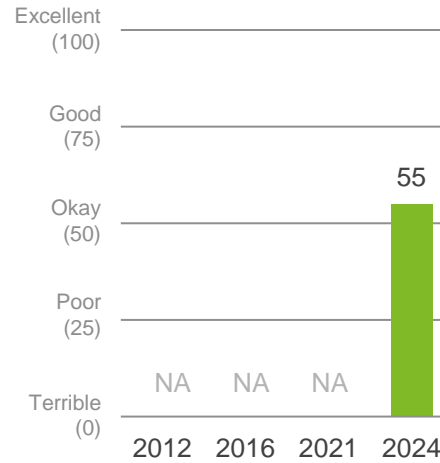
Performance Index Score (out of 100)



Excellent Good Okay Poor Terrible

## Trend Analysis

Performance Index Score



## MARKYT Industry Standards

Performance Index Score



Temora Shire Council	55
Industry High	66
Industry Average	46

## Variances across the community

Performance Index Score

Total	Homeowner	Renting/other	Male	Female	No children	Have child 0-5	Have child 6-12	Have child 13-17	Have child 18+	14-17 years <sup>#</sup>	18-34 years	35-49 years	50-64 years	65+ years	Disability	First Nations <sup>#</sup>	Townsite	Farm / Rural	Ariah Park	Springdale <sup>#</sup>	Temora	Other
55	55	53	55	54	58	45	54	55	47	59	45	52	54	63	48	42	54	60	61	60	55	51

Q. How would you rate performance in the following areas?

Base: All respondents, excludes 'unsure' and 'no response' (n = 573).

\* Positive Rating = excellent, good + okay # Small sample size (<30 responses)

<sup>^</sup> Where sub-totals add to ±1% of the parts, this is due to rounding errors to zero decimal places.

# Lighting of streets and public places

## Performance ratings

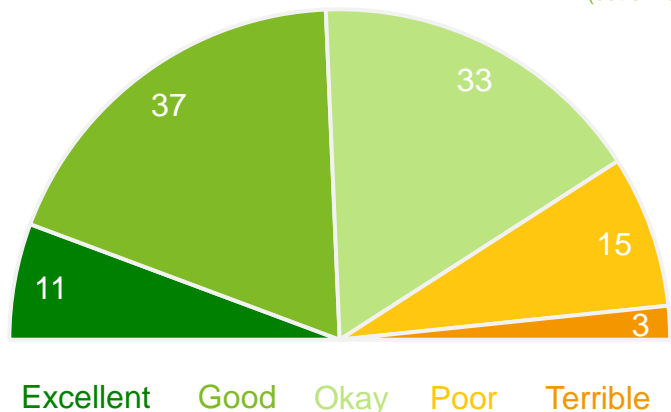
% of respondents

82%<sup>^</sup>

60

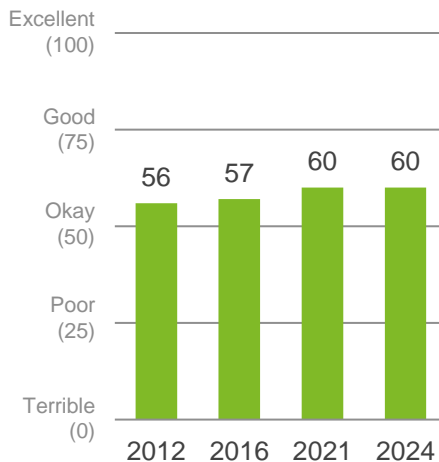
Positive rating\*

Performance Index Score (out of 100)



## Trend Analysis

Performance Index Score



## MARKYT Industry Standards

Performance Index Score



Temora Shire Council	60
Industry High	65
Industry Average	51

## Variances across the community

Performance Index Score

Total	Homeowner	Renting/other	Male	Female	No children	Have child 0-5	Have child 6-12	Have child 13-17	Have child 18+	14-17 years <sup>#</sup>	18-34 years	35-49 years	50-64 years	65+ years	Disability	First Nations <sup>#</sup>	Townsite	Farm / Rural	Ariah Park	Springdale <sup>#</sup>	Temora	Other
60	60	59	61	58	60	60	64	61	56	67	57	62	56	61	49	52	56	69	59	74	59	64

Q. How would you rate performance in the following areas?

Base: All respondents, excludes 'unsure' and 'no response' (n = 575).

\* Positive Rating = excellent, good + okay # Small sample size (<30 responses)

<sup>^</sup> Where sub-totals add to ±1% of the parts, this is due to rounding errors to zero decimal places.

# Animal management (dogs and cats)

## Performance ratings

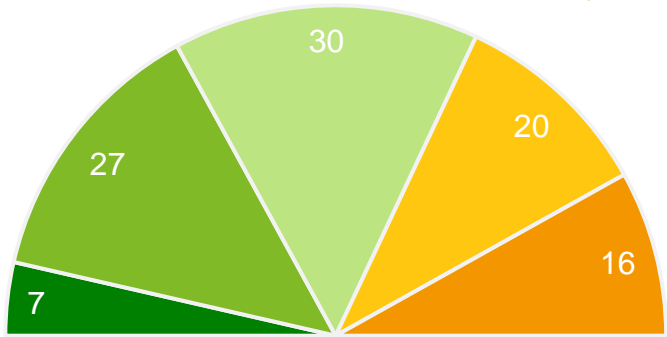
% of respondents

64%

47

Positive rating\*

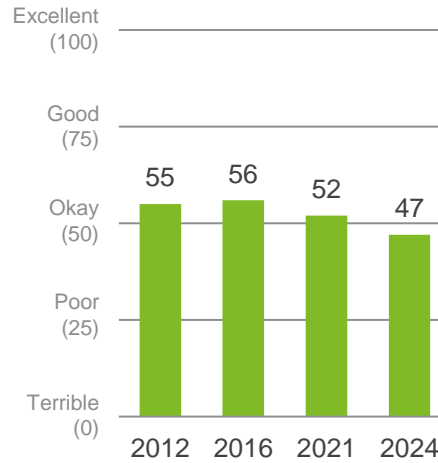
Performance Index Score (out of 100)



Excellent Good Okay Poor Terrible

## Trend Analysis

Performance Index Score



## MARKYT Industry Standards

Performance Index Score



Temora Shire Council 47

Industry High 67

Industry Average 52

## Variances across the community

Performance Index Score

Total	Homeowner	Renting/other	Male	Female	No children	Have child 0-5	Have child 6-12	Have child 13-17	Have child 18+	14-17 years#	18-34 years	35-49 years	50-64 years	65+ years	Disability	First Nations#	Townsite	Farm / Rural	Ariah Park	Springdale#	Temora	Other
47	46	51	45	48	47	41	49	51	54	56	35	49	48	50	41	44	45	54	52	48	47	44

Q. How would you rate performance in the following areas?

Base: All respondents, excludes 'unsure' and 'no response' (n = 546).

\* Positive Rating = excellent, good + okay # Small sample size (<30 responses)

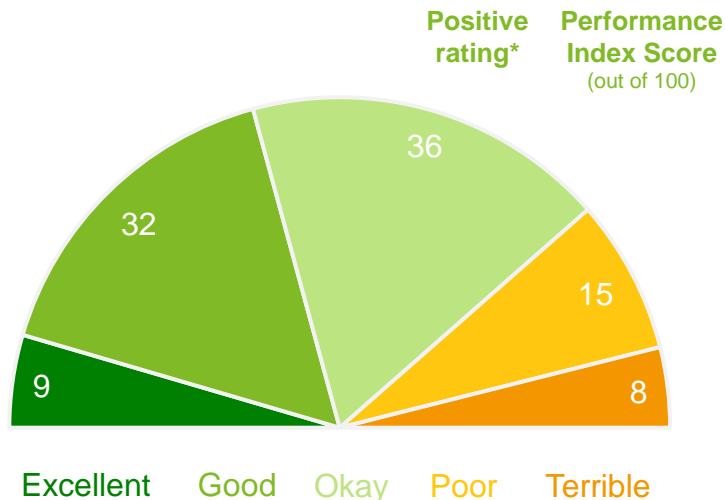


Planet

# Conservation and environmental management

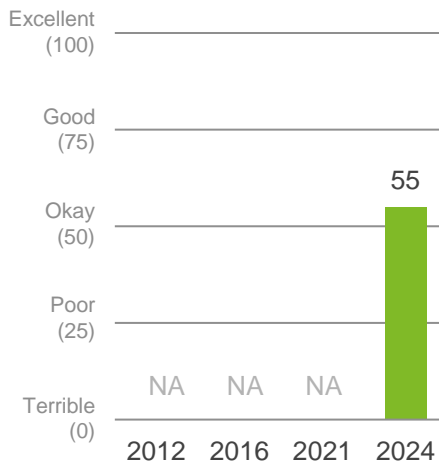
## Performance ratings

% of respondents



## Trend Analysis

Performance Index Score



## MARKYT Industry Standards

Performance Index Score



Temora Shire Council	55
Industry High	67
Industry Average	52

## Variances across the community

Performance Index Score

Total	Homeowner	Renting/other	Male	Female	No children	Have child 0-5	Have child 6-12	Have child 13-17	Have child 18+	14-17 years#	18-34 years	35-49 years	50-64 years	65+ years	Disability	First Nations#	Townsite	Farm / Rural	Ariah Park	Springdale#	Temora	Other
55	54	62	56	54	58	40	53	54	48	75	41	54	50	63	46	38	53	59	59	61	54	55

Q. How would you rate performance in the following areas?

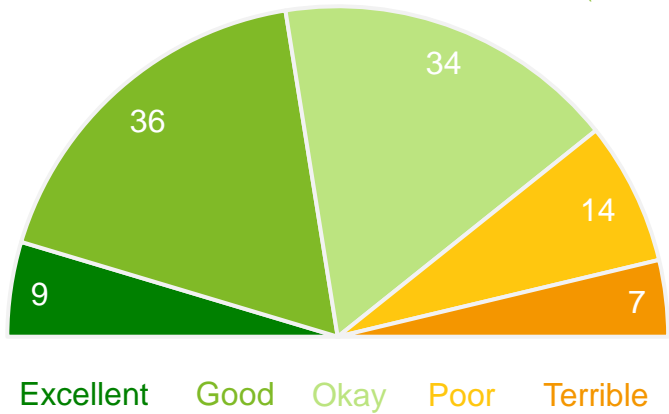
Base: All respondents, excludes 'unsure' and 'no response' (n = 529).

\* Positive Rating = excellent, good + okay # Small sample size (<30 responses)

# Control of weeds, invasive plants and pests

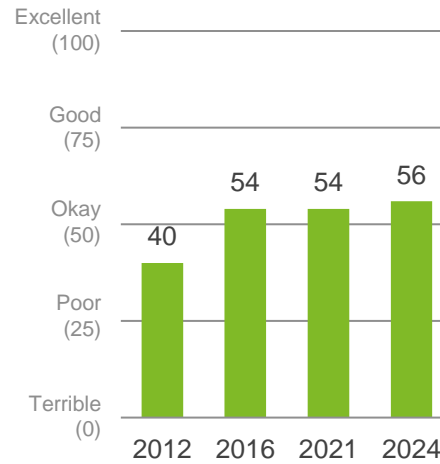
## Performance ratings

% of respondents



## Trend Analysis

Performance Index Score



## MARKYT Industry Standards

Performance Index Score



Temora Shire Council	56
Industry High	NA
Industry Average	NA

## Variances across the community

Performance Index Score

Total	Homeowner	Renting/other	Male	Female	No children	Have child 0-5	Have child 6-12	Have child 13-17	Have child 18+	14-17 years#	18-34 years	35-49 years	50-64 years	65+ years	Disability	First Nations#	Townsite	Farm / Rural	Ariah Park	Springdale#	Temora	Other
56	56	57	53	60	55	60	63	60	53	63	49	60	53	59	48	47	56	56	52	46	57	57

Q. How would you rate performance in the following areas?

Base: All respondents, excludes 'unsure' and 'no response' (n = 551).

\* Positive Rating = excellent, good + okay # Small sample size (<30 responses)

# Efforts to promote and adopt sustainable practices

## Performance ratings

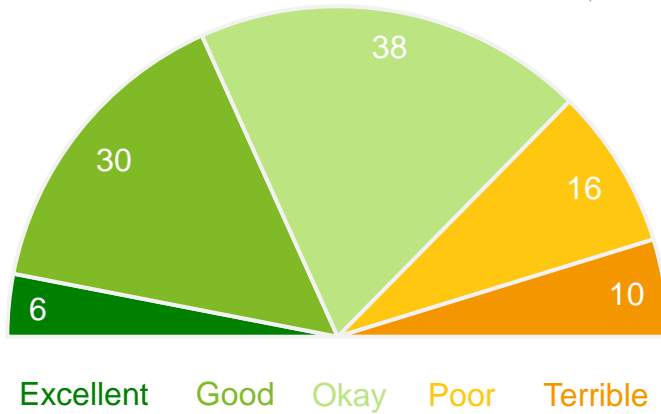
% of respondents

75%<sup>^</sup>

52

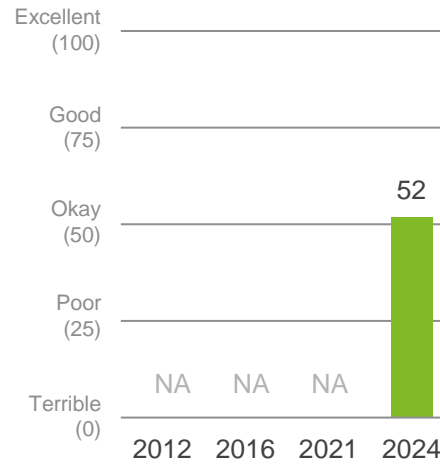
Positive rating\*

Performance Index Score (out of 100)



## Trend Analysis

Performance Index Score



## MARKYT Industry Standards

Performance Index Score



Temora Shire Council	52
Industry High	61
Industry Average	53

## Variances across the community

Performance Index Score

Total	Homeowner	Renting/other	Male	Female	No children	Have child 0-5	Have child 6-12	Have child 13-17	Have child 18+	14-17 years#	18-34 years	35-49 years	50-64 years	65+ years	Disability	First Nations#	Townsite	Farm / Rural	Ariah Park	Springdale#	Temora	Other
52	51	57	54	50	55	44	51	48	45	68	45	47	45	62	42	30	51	55	50	57	52	50

Q. How would you rate performance in the following areas?

Base: All respondents, excludes 'unsure' and 'no response' (n = 521).

\* Positive Rating = excellent, good + okay # Small sample size (<30 responses)

<sup>^</sup> Where sub-totals add to ±1% of the parts, this is due to rounding errors to zero decimal places.

# Waste management

## Performance ratings

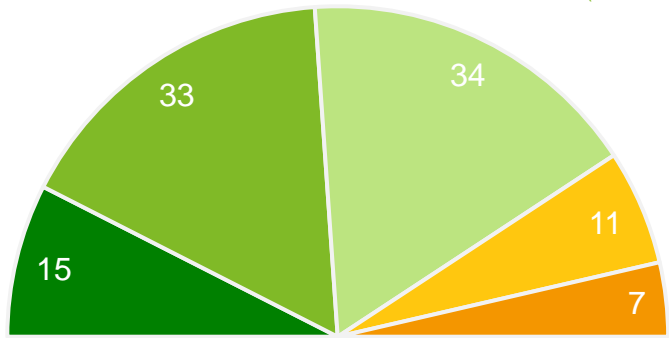
% of respondents

81%<sup>^</sup>

59

Positive rating\*

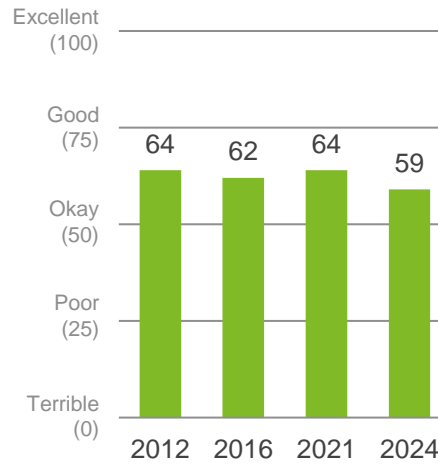
Performance Index Score (out of 100)



Excellent Good Okay Poor Terrible

## Trend Analysis

Performance Index Score



## MARKYT Industry Standards

Performance Index Score



Temora Shire Council 59

Industry High 77

Industry Average 59

## Variances across the community

Performance Index Score

Total	Homeowner	Renting/other	Male	Female	No children	Have child 0-5	Have child 6-12	Have child 13-17	Have child 18+	14-17 years#	18-34 years	35-49 years	50-64 years	65+ years	Disability	First Nations#	Townsite	Farm / Rural	Ariah Park	Springdale#	Temora	Other
59	59	59	61	58	62	50	55	57	54	75	50	55	56	66	51	36	57	64	57	82	59	56

Q. How would you rate performance in the following areas?

Base: All respondents, excludes 'unsure' and 'no response' (n = 576).

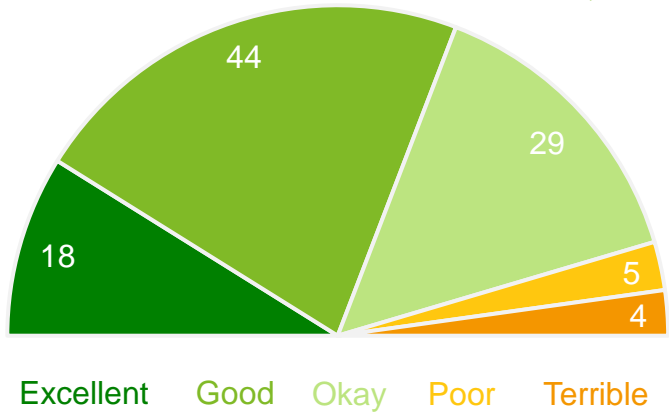
\* Positive Rating = excellent, good + okay # Small sample size (<30 responses)

<sup>^</sup> Where sub-totals add to ±1% of the parts, this is due to rounding errors to zero decimal places.

# Sewerage management

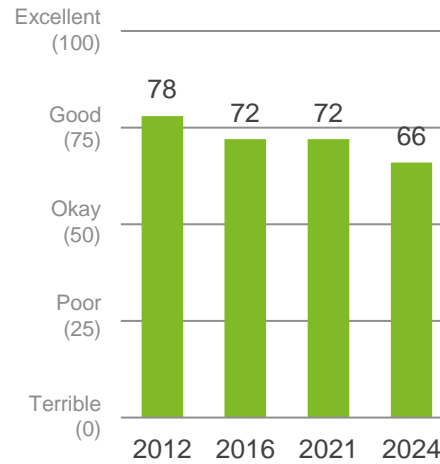
## Performance ratings

% of respondents



## Trend Analysis

Performance Index Score



## MARKYT Industry Standards

Performance Index Score



Temora Shire Council	66
Industry High	66
Industry Average	59

## Variations across the community

Performance Index Score

Total	Homeowner	Renting/other	Male	Female	No children	Have child 0-5	Have child 6-12	Have child 13-17	Have child 18+	14-17 years#	18-34 years	35-49 years	50-64 years	65+ years	Disability	First Nations#	Townsite	Farm / Rural	Ariah Park	Springdale#	Temora	Other
66	67	64	68	65	69	63	64	66	56	77	63	65	62	70	56	51	65	70	55	76	68	66

Q. How would you rate performance in the following areas?

Base: All respondents, excludes 'unsure' and 'no response' (n = 526).

\* Positive Rating = excellent, good + okay # Small sample size (<30 responses)

# Stormwater management and drainage

## Performance ratings

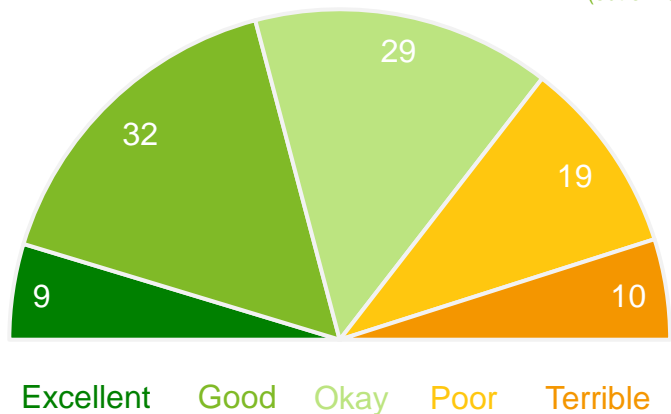
% of respondents

71%<sup>^</sup>

53

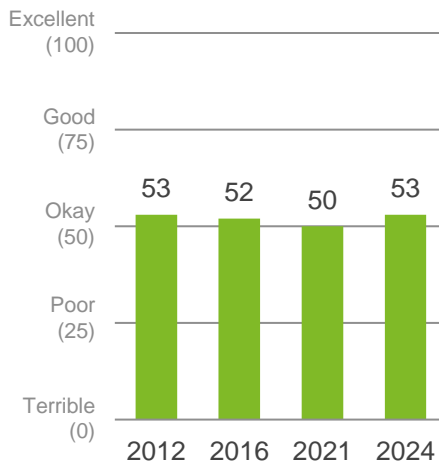
Positive rating\*

Performance Index Score (out of 100)



## Trend Analysis

Performance Index Score



## MARKYT Industry Standards

Performance Index Score



Temora Shire Council	53
Industry High	64
Industry Average	49

## Variances across the community

Performance Index Score

Total	Homeowner	Renting/other	Male	Female	No children	Have child 0-5	Have child 6-12	Have child 13-17	Have child 18+	14-17 years#	18-34 years	35-49 years	50-64 years	65+ years	Disability	First Nations#	Townsite	Farm / Rural	Ariah Park	Springdale#	Temora	Other
53	53	54	52	54	55	45	51	52	45	74	43	52	47	60	39	37	52	54	48	39	54	53

Q. How would you rate performance in the following areas?

Base: All respondents, excludes 'unsure' and 'no response' (n = 558).

\* Positive Rating = excellent, good + okay # Small sample size (<30 responses)

<sup>^</sup> Where sub-totals add to ±1% of the parts, this is due to rounding errors to zero decimal places.



# Emergency management

education, prevention and recovery for fire, storms, flooding, etc

## Performance ratings

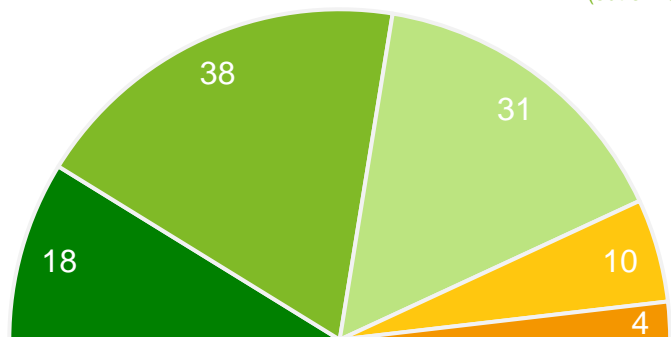
% of respondents

86%<sup>^</sup>

64

Positive rating\*

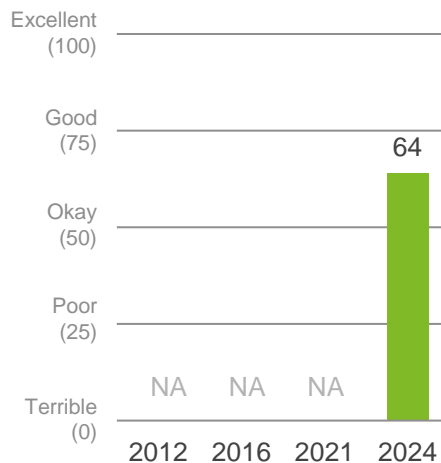
Performance Index Score (out of 100)



Excellent Good Okay Poor Terrible

## Trend Analysis

Performance Index Score



## MARKYT Industry Standards

Performance Index Score



Temora Shire Council 64

Industry High 67

Industry Average 55

## Variances across the community

Performance Index Score

Total	Homeowner	Renting/other	Male	Female	No children	Have child 0-5	Have child 6-12	Have child 13-17	Have child 18+	14-17 years#	18-34 years	35-49 years	50-64 years	65+ years	Disability	First Nations#	Townsite	Farm / Rural	Ariah Park	Springdale#	Temora	Other
64	65	61	65	63	65	57	65	63	58	72	56	64	61	68	50	47	63	67	62	76	64	62

Q. How would you rate performance in the following areas?

Base: All respondents, excludes 'unsure' and 'no response' (n = 502).

\* Positive Rating = excellent, good + okay # Small sample size (<30 responses)

<sup>^</sup> Where sub-totals add to ±1% of the parts, this is due to rounding errors to zero decimal places.

Place

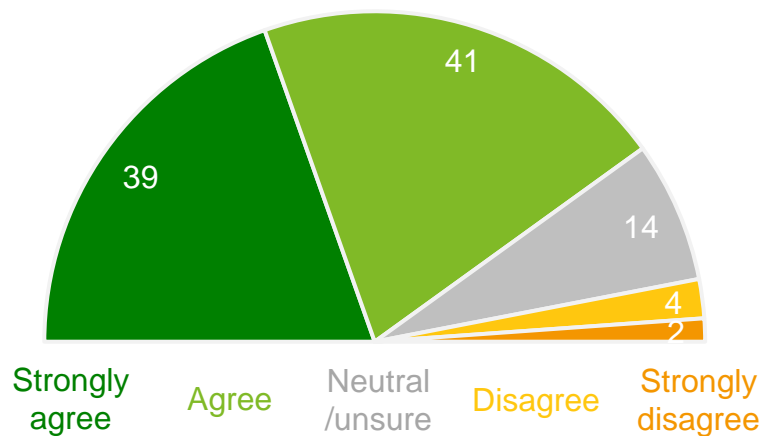
# I am proud of the area where I live

## Level of agreement

% of respondents

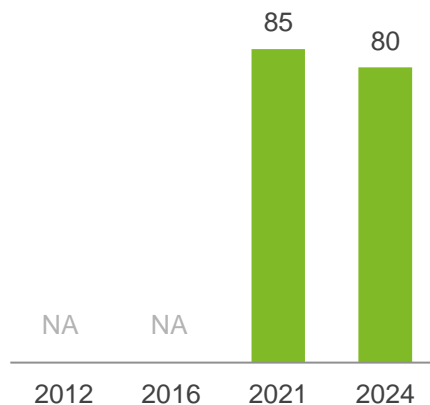
80%

Total Agree



## Trend Analysis

% agree



## MARKYT Industry Standards

% agree



Temora Shire Council	80
Industry High	82
Industry Average	72

## Variances across the community

% agree

Total	Homeowner	Renting/other	Male	Female	No children	Have child 0-5	Have child 6-12	Have child 13-17	Have child 18+	14-17 years#	18-34 years	35-49 years	50-64 years	65+ years	Disability	First Nations#	Townsite	Farm / Rural	Ariah Park	Springdale#	Temora	Other
80	81	76	78	82	83	75	82	82	73	74	67	83	75	91	63	48	78	87	78	76	81	74

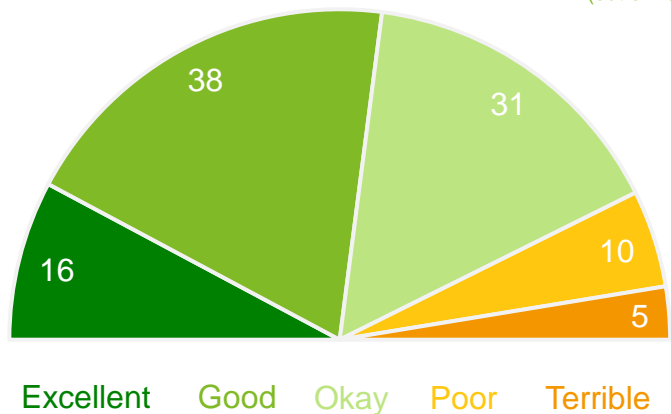
Q. How strongly do you agree or disagree with the following statements?

Base: All respondents, excludes 'no response' (n = 611). # Small sample size (<30 responses)

# Managing responsible growth and development

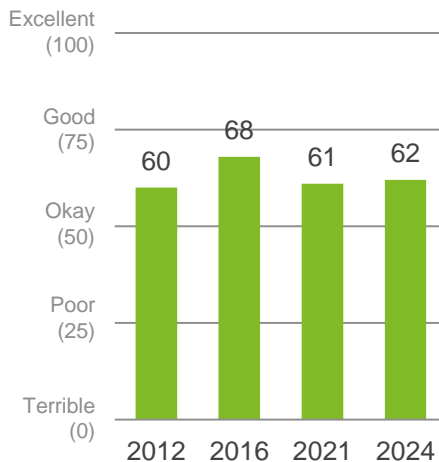
## Performance ratings

% of respondents



## Trend Analysis

Performance Index Score



## MARKYT Industry Standards

Performance Index Score



Temora Shire Council	62
Industry High	62
Industry Average	45

## Variances across the community

Performance Index Score

Total	Homeowner	Renting/other	Male	Female	No children	Have child 0-5	Have child 6-12	Have child 13-17	Have child 18+	14-17 years#	18-34 years	35-49 years	50-64 years	65+ years	Disability	First Nations#	Townsite	Farm / Rural	Ariah Park	Springdale#	Temora	Other
62	63	62	63	62	64	61	65	60	49	77	53	64	56	68	49	43	61	67	59	78	62	65

Q. How would you rate performance in the following areas?

Base: All respondents, excludes 'unsure' and 'no response' (n = 528).

\* Positive Rating = excellent, good + okay # Small sample size (<30 responses)

# Planning and building approvals

## Performance ratings

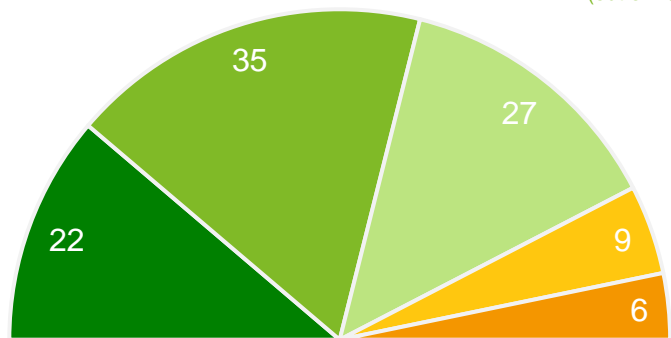
% of respondents

85%<sup>^</sup>

65

Positive rating\*

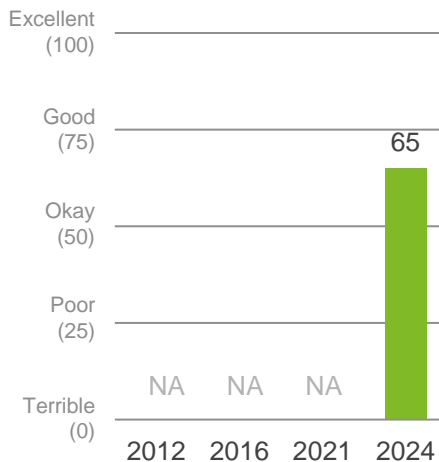
Performance Index Score (out of 100)



Excellent Good Okay Poor Terrible

## Trend Analysis

Performance Index Score



## MARKYT Industry Standards

Performance Index Score



Temora Shire Council 65

Industry High 65

Industry Average 42

## Variances across the community

Performance Index Score

Total	Homeowner	Renting/other	Male	Female	No children	Have child 0-5	Have child 6-12	Have child 13-17	Have child 18+	14-17 years#	18-34 years	35-49 years	50-64 years	65+ years	Disability	First Nations#	Townsite	Farm / Rural	Ariah Park	Springdale#	Temora	Other
65	65	62	63	66	65	64	67	67	54	73	54	68	58	72	53	53	64	66	56	60	65	70

Q. How would you rate performance in the following areas?

Base: All respondents, excludes 'unsure' and 'no response' (n = 498).

\* Positive Rating = excellent, good + okay # Small sample size (<30 responses)

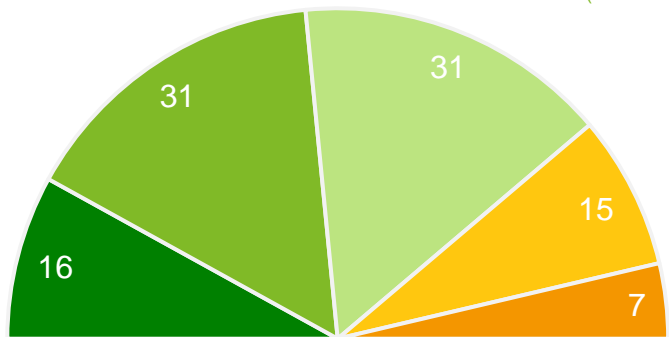
<sup>^</sup> Where sub-totals add to ±1% of the parts, this is due to rounding errors to zero decimal places.

# Access to housing that meets your needs

## Performance ratings

% of respondents

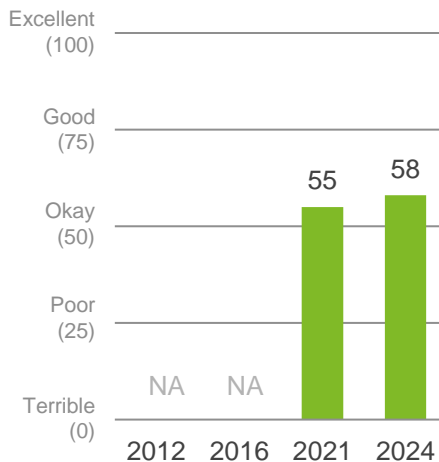
78% Positive rating\*  
58 Performance Index Score (out of 100)



Excellent Good Okay Poor Terrible

## Trend Analysis

Performance Index Score



## MARKYT Industry Standards

Performance Index Score



Temora Shire Council	58
Industry High	64
Industry Average	47

## Variances across the community

Performance Index Score

Total	Homeowner	Renting/other	Male	Female	No children	Have child 0-5	Have child 6-12	Have child 13-17	Have child 18+	14-17 years#	18-34 years	35-49 years	50-64 years	65+ years	Disability	First Nations#	Townsite	Farm / Rural	Ariah Park	Springdale#	Temora	Other
58	59	53	60	57	60	56	61	53	49	72	48	56	53	66	45	40	56	64	53	72	58	59

Q. How would you rate performance in the following areas?

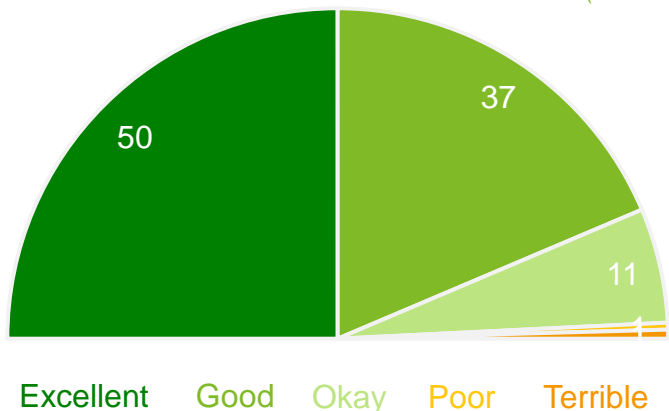
Base: All respondents, excludes 'unsure' and 'no response' (n = 496).

\* Positive Rating = excellent, good + okay # Small sample size (<30 responses)

# Temora Memorial Town Hall and Theatre

## Performance ratings

% of respondents



## Trend Analysis

Performance Index Score



## MARKYT Industry Standards

Performance Index Score



Temora Shire Council	84
Industry High	NA
Industry Average	NA

## Variances across the community

Performance Index Score

Total	Homeowner	Renting/other	Male	Female	No children	Have child 0-5	Have child 6-12	Have child 13-17	Have child 18+	14-17 years#	18-34 years	35-49 years	50-64 years	65+ years	Disability	First Nations#	Townsite	Farm / Rural	Ariah Park	Springdale#	Temora	Other
84	85	78	84	84	84	84	85	86	81	84	85	87	80	84	72	75	83	85	81	92	84	80

Q. How would you rate performance in the following areas?

Base: All respondents, excludes 'unsure' and 'no response' (n = 529).

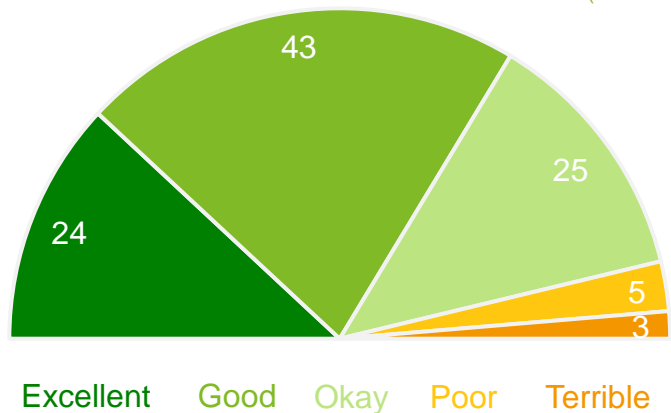
\* Positive Rating = excellent, good + okay # Small sample size (<30 responses)



# Community buildings, halls and toilets

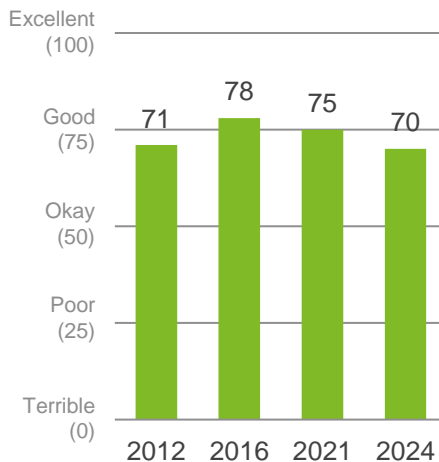
## Performance ratings

% of respondents



## Trend Analysis

Performance Index Score



## MARKYT Industry Standards

Performance Index Score



Temora Shire Council 70

Industry High 70

Industry Average 55

## Variations across the community

Performance Index Score

Total	Homeowner	Renting/other	Male	Female	No children	Have child 0-5	Have child 6-12	Have child 13-17	Have child 18+	14-17 years#	18-34 years	35-49 years	50-64 years	65+ years	Disability	First Nations#	Townsite	Farm / Rural	Ariah Park	Springdale#	Temora	Other
70	72	64	69	71	72	69	71	70	65	68	66	70	70	73	57	53	69	73	69	75	70	72

Q. How would you rate performance in the following areas?

Base: All respondents, excludes 'unsure' and 'no response' (n = 576).

\* Positive Rating = excellent, good + okay # Small sample size (<30 responses)

# Cemeteries

## Performance ratings

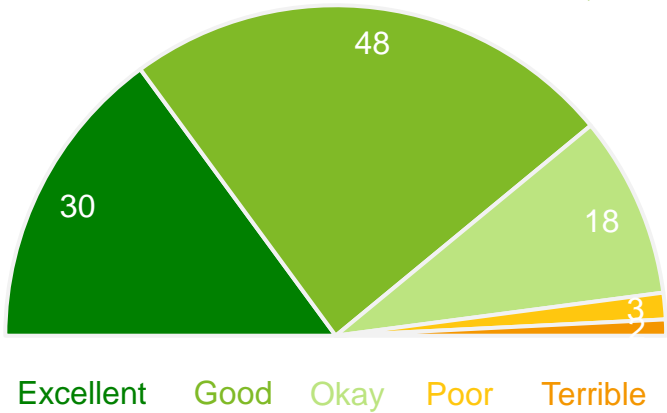
% of respondents

96%

Positive rating\*

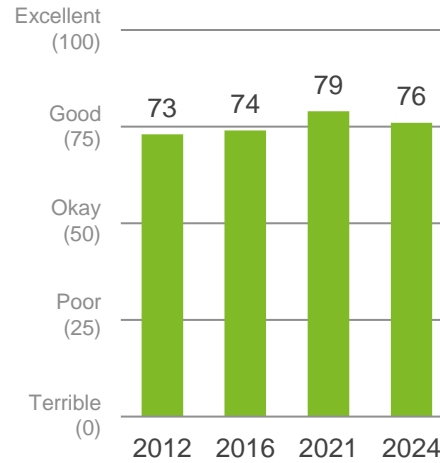
76

Performance Index Score (out of 100)



## Trend Analysis

Performance Index Score



## MARKYT Industry Standards

Performance Index Score



Temora Shire Council	76
Industry High	NA
Industry Average	NA

## Variations across the community

Performance Index Score

Total	Homeowner	Renting/other	Male	Female	No children	Have child 0-5	Have child 6-12	Have child 13-17	Have child 18+	14-17 years#	18-34 years	35-49 years	50-64 years	65+ years	Disability	First Nations#	Townsite	Farm / Rural	Ariah Park	Springdale#	Temora	Other
76	77	69	74	77	77	72	74	76	67	70	70	76	74	80	66	53	75	78	67	79	76	80

Q. How would you rate performance in the following areas?

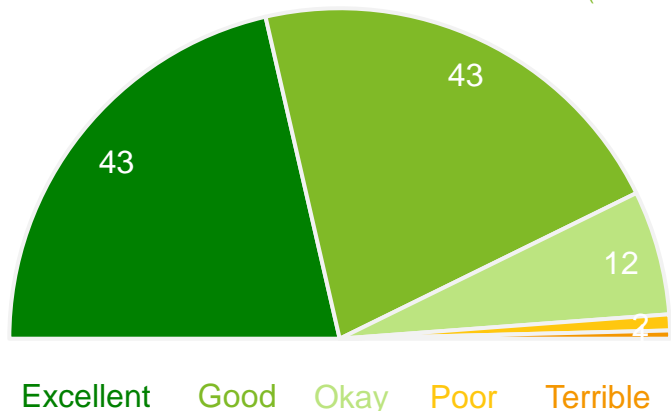
Base: All respondents, excludes 'unsure' and 'no response' (n = 536).

\* Positive Rating = excellent, good + okay # Small sample size (<30 responses)

# Playgrounds, parks and reserves

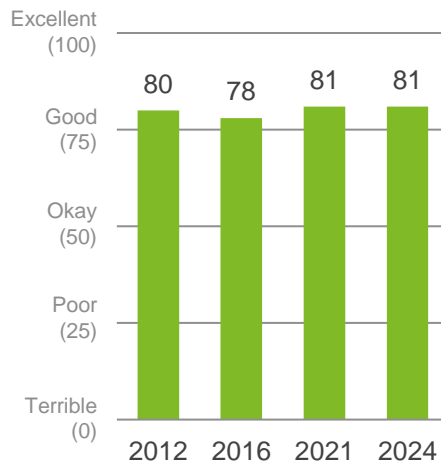
## Performance ratings

% of respondents



## Trend Analysis

Performance Index Score



## MARKYT Industry Standards

Performance Index Score



Temora Shire Council	81
Industry High	81
Industry Average	64

## Variations across the community

Performance Index Score

Total	Homeowner	Renting/other	Male	Female	No children	Have child 0-5	Have child 6-12	Have child 13-17	Have child 18+	14-17 years#	18-34 years	35-49 years	50-64 years	65+ years	Disability	First Nations#	Townsite	Farm / Rural	Ariah Park	Springdale#	Temora	Other
81	82	79	82	81	82	79	83	81	77	81	80	82	79	84	72	70	80	85	77	83	82	84

Q. How would you rate performance in the following areas?

Base: All respondents, excludes 'unsure' and 'no response' (n = 582).

\* Positive Rating = excellent, good + okay # Small sample size (<30 responses)

# Lake Centenary

## Performance ratings

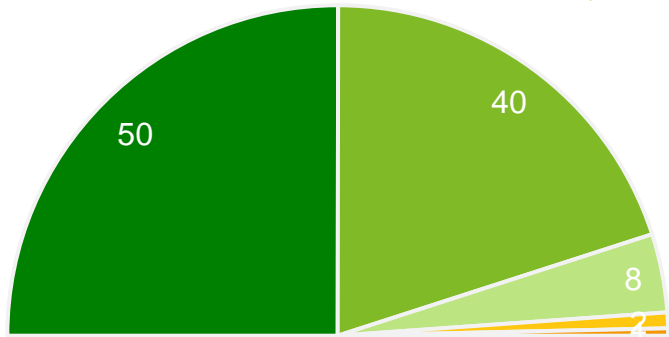
% of respondents

98%

Positive rating\*

84

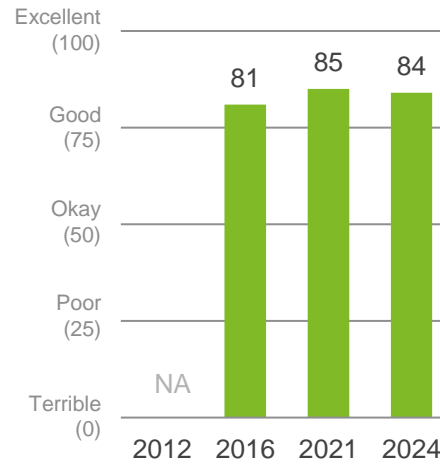
Performance Index Score (out of 100)



Excellent Good Okay Poor Terrible

## Trend Analysis

Performance Index Score



## MARKYT Industry Standards

Performance Index Score



Temora Shire Council 84

Industry High NA

Industry Average NA

## Variances across the community

Performance Index Score

Total	Homeowner	Renting/other	Male	Female	No children	Have child 0-5	Have child 6-12	Have child 13-17	Have child 18+	14-17 years#	18-34 years	35-49 years	50-64 years	65+ years	Disability	First Nations#	Townsite	Farm / Rural	Ariah Park	Springdale#	Temora	Other
84	86	78	82	86	85	85	86	85	82	85	82	85	81	87	76	73	84	85	77	86	85	84

Q. How would you rate performance in the following areas?

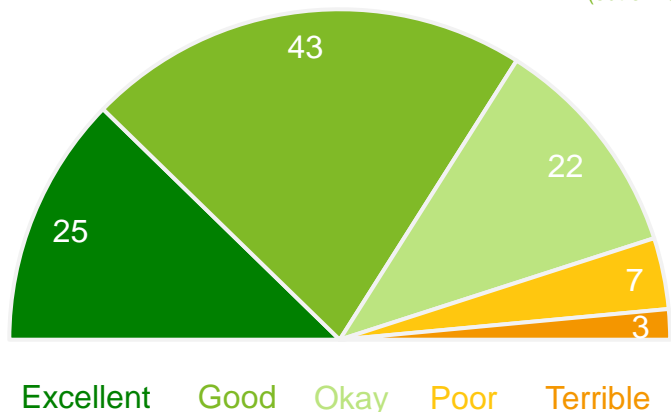
Base: All respondents, excludes 'unsure' and 'no response' (n = 547).

\* Positive Rating = excellent, good + okay # Small sample size (<30 responses)

# Streetscapes, trees and verges

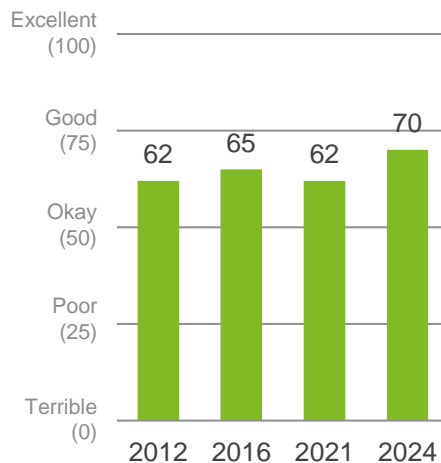
## Performance ratings

% of respondents



## Trend Analysis

Performance Index Score



## MARKYT Industry Standards

Performance Index Score



Temora Shire Council	70
Industry High	70
Industry Average	53

## Variations across the community

Performance Index Score

Total	Homeowner	Renting/other	Male	Female	No children	Have child 0-5	Have child 6-12	Have child 13-17	Have child 18+	14-17 years#	18-34 years	35-49 years	50-64 years	65+ years	Disability	First Nations#	Townsite	Farm / Rural	Ariah Park	Springdale#	Temora	Other
70	70	68	68	72	70	67	74	71	61	71	68	71	67	72	59	57	68	75	68	77	70	73

Q. How would you rate performance in the following areas?

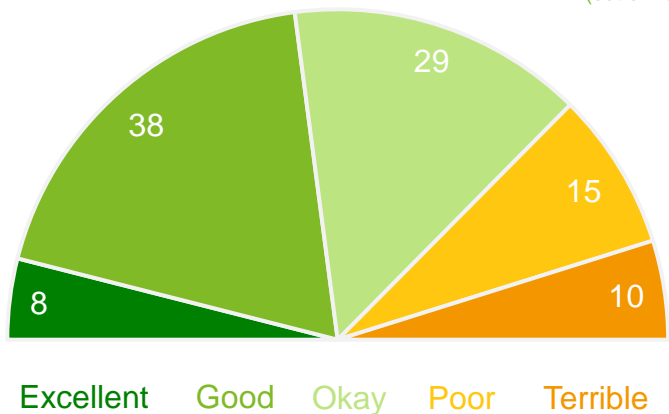
Base: All respondents, excludes 'unsure' and 'no response' (n = 580).

\* Positive Rating = excellent, good + okay # Small sample size (<30 responses)

# Local roads (including bridges)

## Performance ratings

% of respondents



## Trend Analysis

Performance Index Score



## MARKYT Industry Standards

Performance Index Score



Temora Shire Council	55
Industry High	68
Industry Average	46

## Variances across the community

Performance Index Score

Total	Homeowner	Renting/other	Male	Female	No children	Have child 0-5	Have child 6-12	Have child 13-17	Have child 18+	14-17 years#	18-34 years	35-49 years	50-64 years	65+ years	Disability	First Nations#	Townsite	Farm / Rural	Ariah Park	Springdale#	Temora	Other
55	54	55	53	56	57	51	54	52	46	58	46	53	51	62	43	43	54	54	53	27	57	51

Q. How would you rate performance in the following areas?

Base: All respondents, excludes 'unsure' and 'no response' (n = 580).

\* Positive Rating = excellent, good + okay # Small sample size (<30 responses)

# Footpaths, trails and cycleways

## Performance ratings

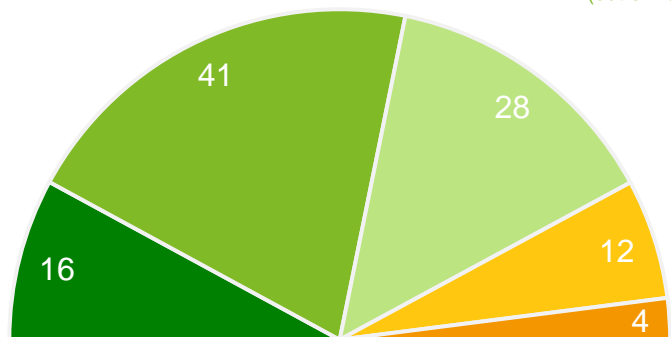
% of respondents

84%<sup>^</sup>

63

Positive rating\*

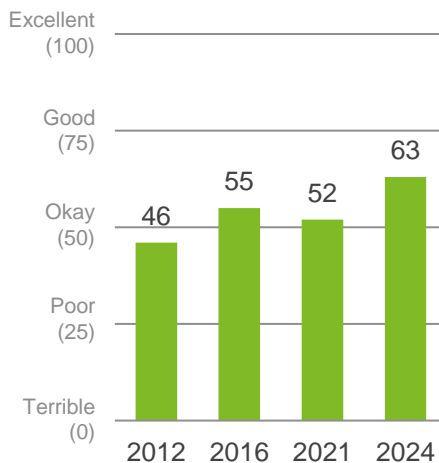
Performance Index Score (out of 100)



Excellent Good Okay Poor Terrible

## Trend Analysis

Performance Index Score



## MARKYT Industry Standards

Performance Index Score



Temora Shire Council 63

Industry High 67

Industry Average 52

## Variances across the community

Performance Index Score

Total	Homeowner	Renting/other	Male	Female	No children	Have child 0-5	Have child 6-12	Have child 13-17	Have child 18+	14-17 years#	18-34 years	35-49 years	50-64 years	65+ years	Disability	First Nations#	Townsite	Farm / Rural	Ariah Park	Springdale#	Temora	Other
63	64	60	63	63	63	63	65	63	56	61	62	63	61	65	50	45	60	70	60	68	62	71

Q. How would you rate performance in the following areas?

Base: All respondents, excludes 'unsure' and 'no response' (n = 578).

\* Positive Rating = excellent, good + okay # Small sample size (<30 responses)

<sup>^</sup> Where sub-totals add to ±1% of the parts, this is due to rounding errors to zero decimal places.



# Public and on-demand transport

## Performance ratings

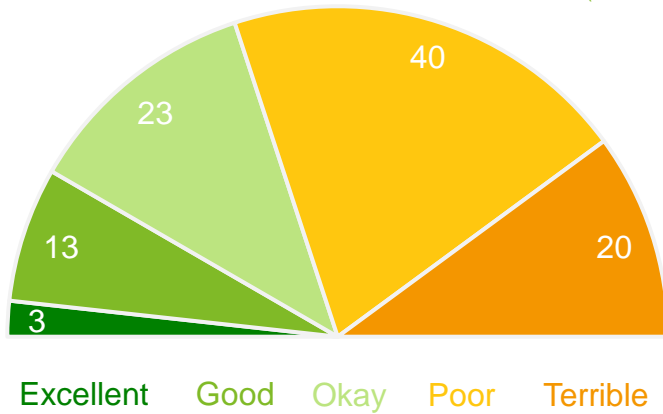
% of respondents



Positive rating\*

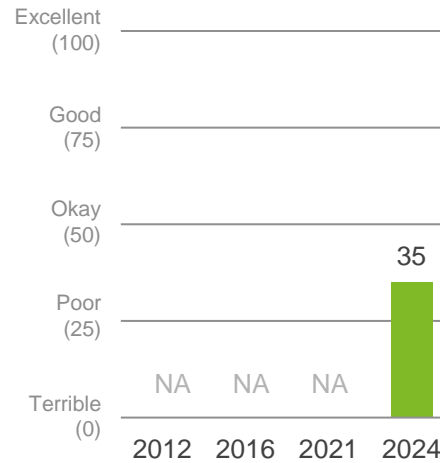


Performance Index Score (out of 100)



## Trend Analysis

Performance Index Score



## MARKYT Industry Standards

Performance Index Score



Temora Shire Council	35
Industry High	80
Industry Average	51

## Variances across the community

Performance Index Score

Total	Homeowner	Renting/other	Male	Female	No children	Have child 0-5	Have child 6-12	Have child 13-17	Have child 18+	14-17 years#	18-34 years	35-49 years	50-64 years	65+ years	Disability	First Nations#	Townsite	Farm / Rural	Ariah Park	Springdale#	Temora	Other
35	34	39	37	33	37	33	37	32	23	49	32	33	27	41	26	22	32	42	41	47	34	26

Q. How would you rate performance in the following areas?

Base: All respondents, excludes 'unsure' and 'no response' (n = 519).

\* Positive Rating = excellent, good + okay # Small sample size (<30 responses)

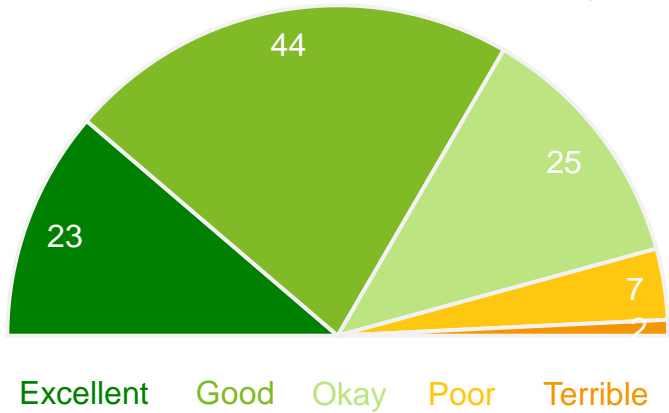
^ Where sub-totals add to ±1% of the parts, this is due to rounding errors to zero decimal places.

Prosperity

# Area to work or operate a business

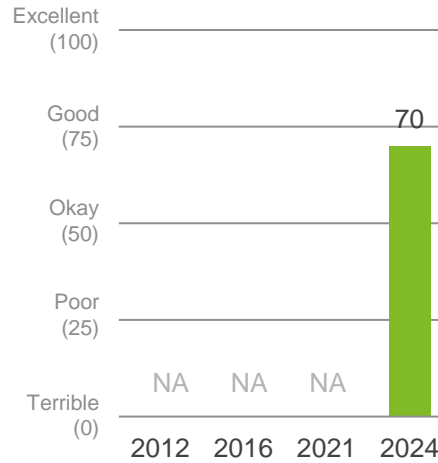
## Performance ratings

% of respondents



## Trend Analysis

Performance Index Score



## MARKYT Industry Standards

Performance Index Score



Temora Shire Council	70
Industry High	72
Industry Average	61

## Variances across the community

Performance Index Score

Total	Homeowner	Renting/other	Male	Female	No children	Have child 0-5	Have child 6-12	Have child 13-17	Have child 18+	14-17 years#	18-34 years	35-49 years	50-64 years	65+ years	Disability	First Nations#	Townsite	Farm / Rural	Ariah Park	Springdale#	Temora	Other
70	70	71	70	70	72	67	72	68	60	75	66	71	67	74	60	54	68	74	66	69	70	71

Q. How would you rate performance in the following areas?

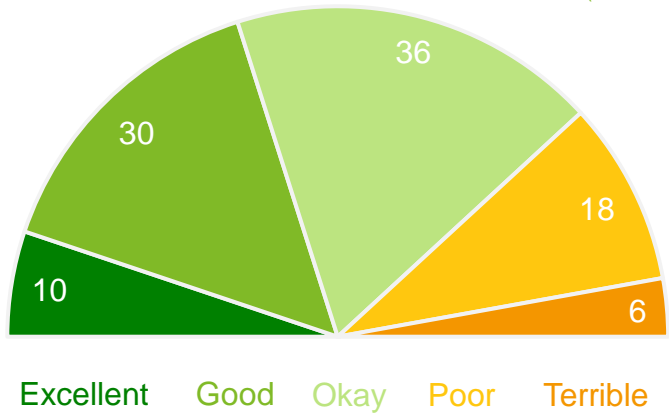
Base: All respondents, excludes 'unsure' and 'no response' (n = 556).

\* Positive Rating = excellent, good + okay # Small sample size (<30 responses)

# Economic development and job creation

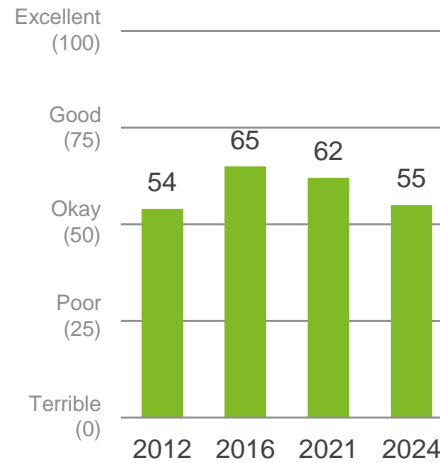
## Performance ratings

% of respondents



## Trend Analysis

Performance Index Score



## MARKYT Industry Standards

Performance Index Score



Temora Shire Council	55
Industry High	56
Industry Average	43

## Variations across the community

Performance Index Score

Total	Homeowner	Renting/other	Male	Female	No children	Have child 0-5	Have child 6-12	Have child 13-17	Have child 18+	14-17 years#	18-34 years	35-49 years	50-64 years	65+ years	Disability	First Nations#	Townsite	Farm / Rural	Ariah Park	Springdale#	Temora	Other
55	55	55	55	56	56	55	58	52	43	67	49	59	48	60	42	35	54	60	54	69	55	56

Q. How would you rate performance in the following areas?

Base: All respondents, excludes 'unsure' and 'no response' (n = 516).

\* Positive Rating = excellent, good + okay # Small sample size (<30 responses)

# Development and support of agriculture

including Temora Agricultural Innovation Centre

## Performance ratings

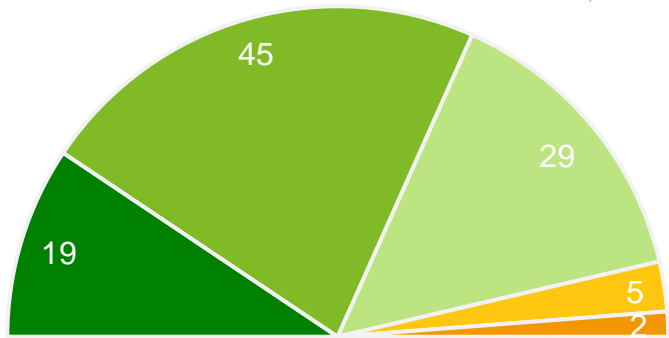
% of respondents

93%

Positive rating\*

68

Performance Index Score (out of 100)



Excellent Good Okay Poor Terrible

## Trend Analysis

Performance Index Score



## MARKYT Industry Standards

Performance Index Score



Temora Shire Council	68
Industry High	68
Industry Average	48

## Variances across the community

Performance Index Score

Total	Homeowner	Renting/other	Male	Female	No children	Have child 0-5	Have child 6-12	Have child 13-17	Have child 18+	14-17 years#	18-34 years	35-49 years	50-64 years	65+ years	Disability	First Nations#	Townsite	Farm / Rural	Ariah Park	Springdale#	Temora	Other
68	69	63	70	66	70	67	68	63	54	57	71	68	61	74	56	60	68	68	65	82	69	63

Q. How would you rate performance in the following areas?

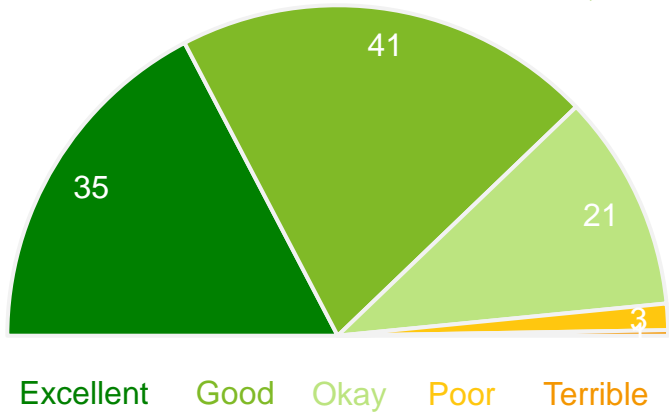
Base: All respondents, excludes 'unsure' and 'no response' (n = 471).

\* Positive Rating = excellent, good + okay # Small sample size (<30 responses)

# Place to visit

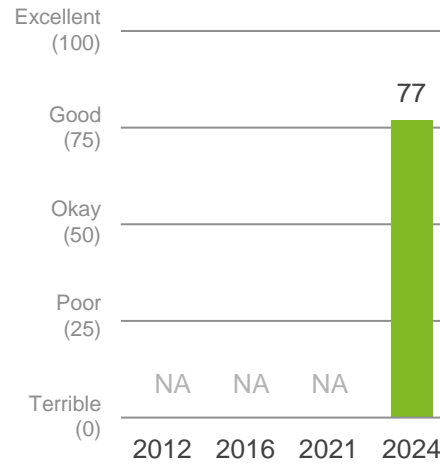
## Performance ratings

% of respondents



## Trend Analysis

Performance Index Score



## MARKYT Industry Standards

Performance Index Score



Temora Shire Council	77
Industry High	90
Industry Average	68

## Variances across the community

Performance Index Score

Total	Homeowner	Renting/other	Male	Female	No children	Have child 0-5	Have child 6-12	Have child 13-17	Have child 18+	14-17 years#	18-34 years	35-49 years	50-64 years	65+ years	Disability	First Nations#	Townsite	Farm / Rural	Ariah Park	Springdale#	Temora	Other
77	78	73	76	78	80	68	77	71	72	74	70	74	76	83	72	59	78	74	73	65	78	73

Q. How would you rate performance in the following areas?

Base: All respondents, excludes 'unsure' and 'no response' (n = 594).

\* Positive Rating = excellent, good + okay # Small sample size (<30 responses)

# Tourism and destination marketing

## Performance ratings

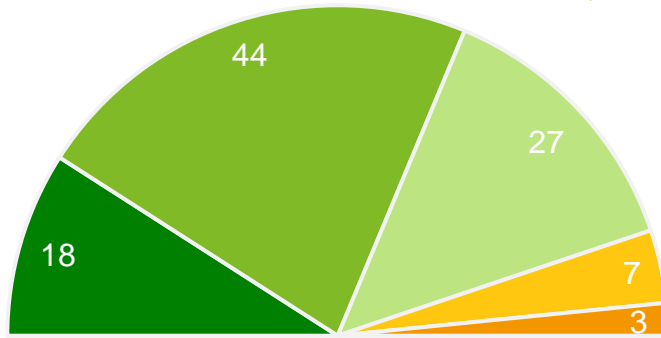
% of respondents

90%<sup>^</sup>

67

Positive rating\*

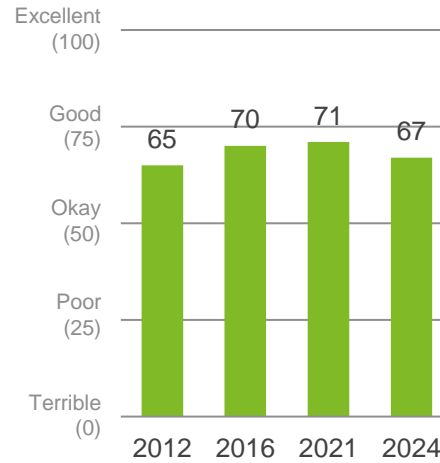
Performance Index Score (out of 100)



Excellent Good Okay Poor Terrible

## Trend Analysis

Performance Index Score



## MARKYT Industry Standards

Performance Index Score



Temora Shire Council 67

Industry High 67

Industry Average 62

## Variances across the community

Performance Index Score

Total	Homeowner	Renting/other	Male	Female	No children	Have child 0-5	Have child 6-12	Have child 13-17	Have child 18+	14-17 years <sup>#</sup>	18-34 years	35-49 years	50-64 years	65+ years	Disability	First Nations <sup>#</sup>	Townsite	Farm / Rural	Ariah Park	Springdale <sup>#</sup>	Temora	Other
67	68	63	64	70	66	68	73	67	61	60	65	71	62	70	58	52	68	67	55	63	68	71

Q. How would you rate performance in the following areas?

Base: All respondents, excludes 'unsure' and 'no response' (n = 531).

\* Positive Rating = excellent, good + okay # Small sample size (<30 responses)

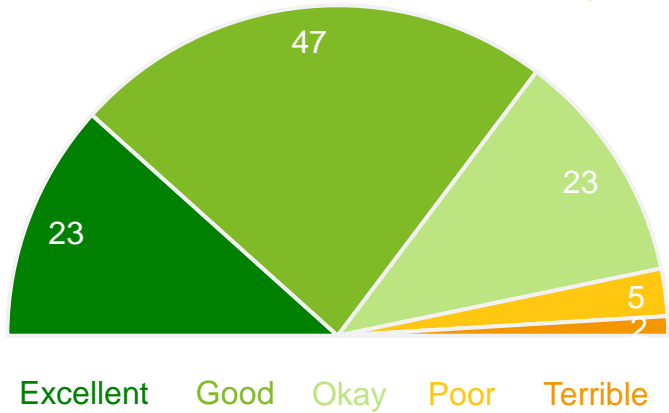
<sup>^</sup> Where sub-totals add to ±1% of the parts, this is due to rounding errors to zero decimal places.



# Caravan parks and camping grounds

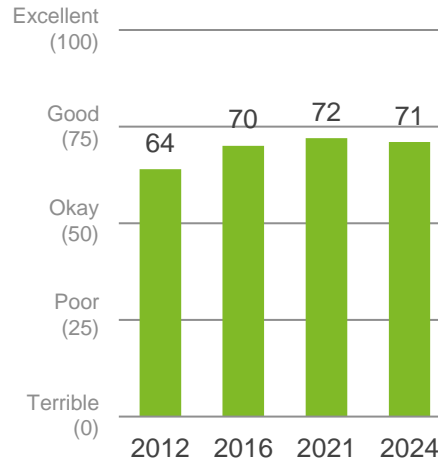
## Performance ratings

% of respondents



## Trend Analysis

Performance Index Score



## MARKYT Industry Standards

Performance Index Score



Temora Shire Council	71
Industry High	71
Industry Average	59

## Variances across the community

Performance Index Score

Total	Homeowner	Renting/other	Male	Female	No children	Have child 0-5	Have child 6-12	Have child 13-17	Have child 18+	14-17 years#	18-34 years	35-49 years	50-64 years	65+ years	Disability	First Nations#	Townsite	Farm / Rural	Ariah Park	Springdale#	Temora	Other
71	72	69	71	72	73	68	74	66	59	73	69	70	68	75	66	61	70	75	71	70	71	71

Q. How would you rate performance in the following areas?

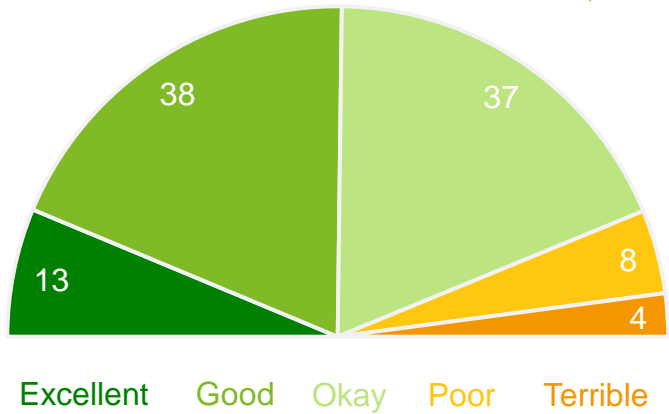
Base: All respondents, excludes 'unsure' and 'no response' (n = 524).

\* Positive Rating = excellent, good + okay # Small sample size (<30 responses)

# Development and activation of town and village centres

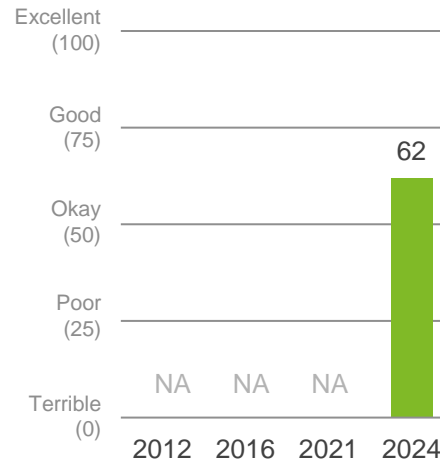
## Performance ratings

% of respondents



## Trend Analysis

Performance Index Score



## MARKYT Industry Standards

Performance Index Score



Temora Shire Council	62
Industry High	64
Industry Average	46

## Variances across the community

Performance Index Score

Total	Homeowner	Renting/other	Male	Female	No children	Have child 0-5	Have child 6-12	Have child 13-17	Have child 18+	14-17 years#	18-34 years	35-49 years	50-64 years	65+ years	Disability	First Nations#	Townsite	Farm / Rural	Ariah Park	Springdale#	Temora	Other
62	62	60	61	62	63	61	61	60	50	65	57	65	55	66	47	36	61	64	56	66	62	60

Q. How would you rate performance in the following areas?

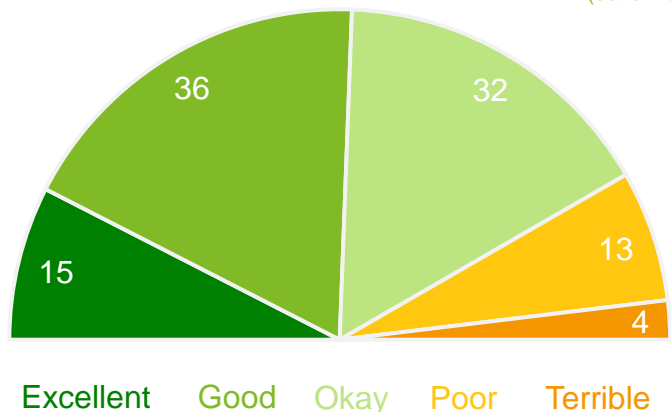
Base: All respondents, excludes 'unsure' and 'no response' (n = 517).

\* Positive Rating = excellent, good + okay # Small sample size (<30 responses)

# Festivals, markets and community events

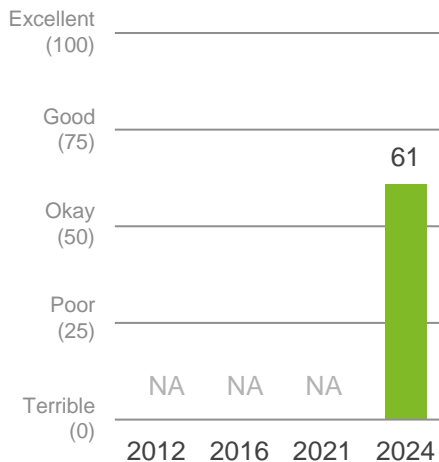
## Performance ratings

% of respondents



## Trend Analysis

Performance Index Score



## MARKYT Industry Standards

Performance Index Score



Temora Shire Council	61
Industry High**	74
Industry Average**	65

## Variances across the community

Performance Index Score

Total	Homeowner	Renting/other	Male	Female	No children	Have child 0-5	Have child 6-12	Have child 13-17	Have child 18+	14-17 years#	18-34 years	35-49 years	50-64 years	65+ years	Disability	First Nations#	Townsite	Farm / Rural	Ariah Park	Springdale#	Temora	Other
61	62	62	60	62	63	57	60	61	54	70	53	61	59	67	50	45	61	64	61	63	61	61

Q. How would you rate performance in the following areas?

Base: All respondents, excludes 'unsure' and 'no response' (n = 557).

\* Positive Rating = excellent, good + okay # Small sample size (<30 responses) \*\* \*\* Festivals, events, art and cultural activities

# Preserving and promoting local history and heritage

including local museums

## Performance ratings

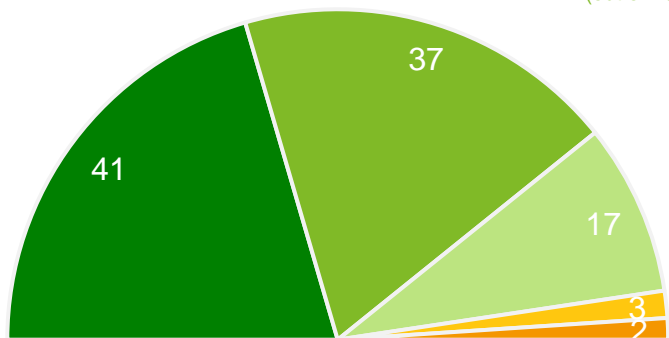
% of respondents

95%

78

Positive rating\*

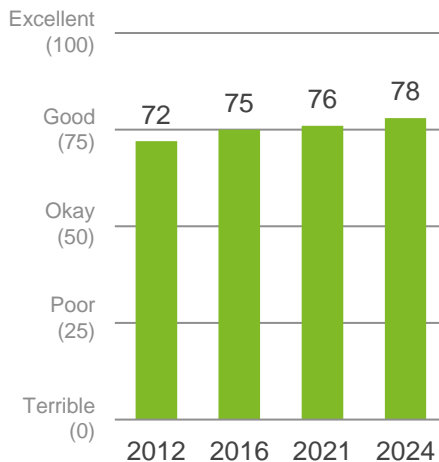
Performance Index Score (out of 100)



Excellent Good Okay Poor Terrible

## Trend Analysis

Performance Index Score



## MARKYT Industry Standards

Performance Index Score



Temora Shire Council 78

Industry High 78

Industry Average 58

## Variations across the community

Performance Index Score

Total	Homeowner	Renting/other	Male	Female	No children	Have child 0-5	Have child 6-12	Have child 13-17	Have child 18+	14-17 years#	18-34 years	35-49 years	50-64 years	65+ years	Disability	First Nations#	Townsite	Farm / Rural	Ariah Park	Springdale#	Temora	Other
78	80	69	76	80	79	80	77	78	71	67	72	79	76	83	68	55	78	79	72	81	78	80

Q. How would you rate performance in the following areas?

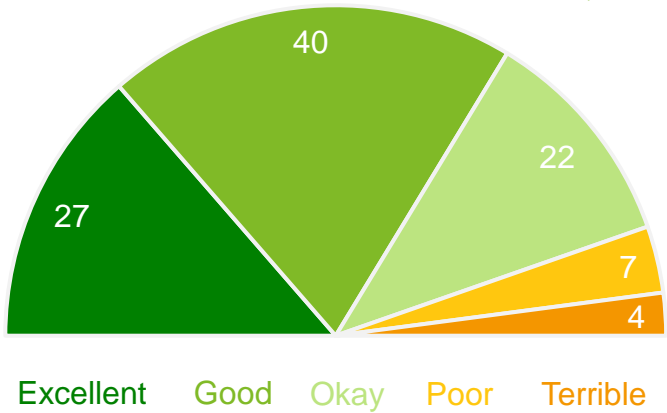
Base: All respondents, excludes 'unsure' and 'no response' (n = 545).

\* Positive Rating = excellent, good + okay # Small sample size (<30 responses)

# Airport services and facilities including the airpark and aerodrome

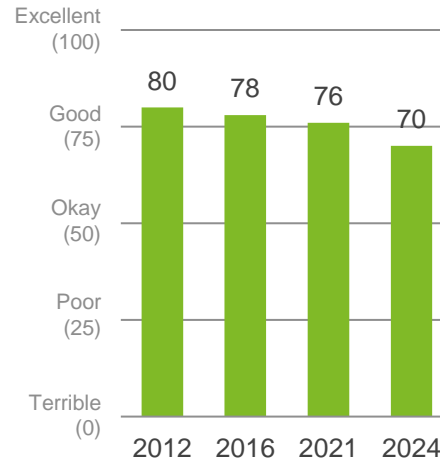
## Performance ratings

% of respondents



## Trend Analysis

Performance Index Score



## MARKYT Industry Standards

Performance Index Score



Temora Shire Council	70
Industry High	70
Industry Average	53

## Variations across the community

Performance Index Score

Total	Homeowner	Renting/other	Male	Female	No children	Have child 0-5	Have child 6-12	Have child 13-17	Have child 18+	14-17 years#	18-34 years	35-49 years	50-64 years	65+ years	Disability	First Nations#	Townsite	Farm / Rural	Ariah Park	Springdale#	Temora	Other
70	72	61	70	70	70	78	76	72	62	49	72	76	66	72	58	60	69	72	63	72	70	74

Q. How would you rate performance in the following areas?

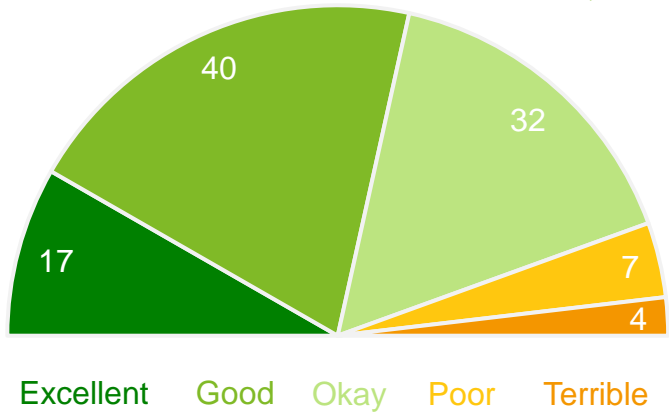
Base: All respondents, excludes 'unsure' and 'no response' (n = 472).

\* Positive Rating = excellent, good + okay # Small sample size (<30 responses)

# Access to education, training and life-long learning opportunities

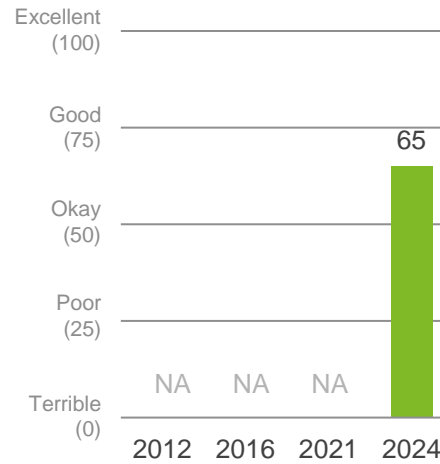
## Performance ratings

% of respondents



## Trend Analysis

Performance Index Score



## MARKYT Industry Standards

Performance Index Score



Temora Shire Council	65
Industry High	65
Industry Average	49

## Variations across the community

Performance Index Score

Total	Homeowner	Renting/other	Male	Female	No children	Have child 0-5	Have child 6-12	Have child 13-17	Have child 18+	14-17 years#	18-34 years	35-49 years	50-64 years	65+ years	Disability	First Nations#	Townsite	Farm / Rural	Ariah Park	Springdale#	Temora	Other
65	65	63	64	66	65	67	67	63	50	72	60	62	60	70	53	42	64	67	56	69	66	66

Q. How would you rate performance in the following areas?

Base: All respondents, excludes 'unsure' and 'no response' (n = 522).

\* Positive Rating = excellent, good + okay # Small sample size (<30 responses)

# Library facilities and services

## Performance ratings

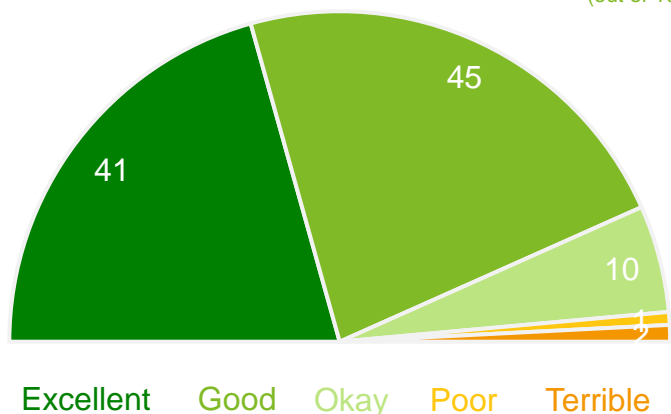
% of respondents

97%<sup>^</sup>

81

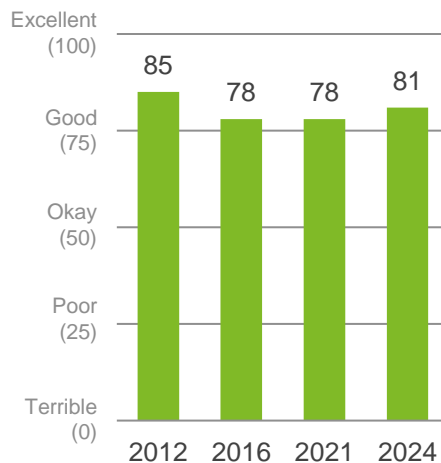
Positive rating\*

Performance Index Score (out of 100)



## Trend Analysis

Performance Index Score



## MARKYT Industry Standards

Performance Index Score



Temora Shire Council	81
Industry High	82
Industry Average	70

## Variations across the community

Performance Index Score

Total	Homeowner	Renting/other	Male	Female	No children	Have child 0-5	Have child 6-12	Have child 13-17	Have child 18+	14-17 years#	18-34 years	35-49 years	50-64 years	65+ years	Disability	First Nations#	Townsite	Farm / Rural	Ariah Park	Springdale#	Temora	Other
81	83	71	80	82	82	87	82	80	71	60	82	83	79	82	70	75	81	80	71	83	82	80

Q. How would you rate performance in the following areas?

Base: All respondents, excludes 'unsure' and 'no response' (n = 519).

\* Positive Rating = excellent, good + okay # Small sample size (<30 responses)

<sup>^</sup> Where sub-totals add to ±1% of the parts, this is due to rounding errors to zero decimal places.

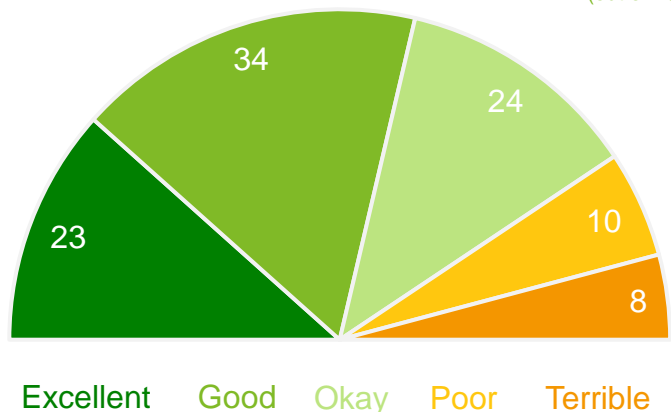
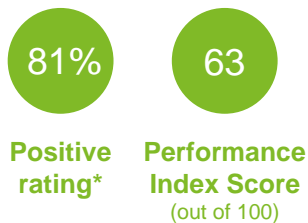


Performance

# Council's leadership

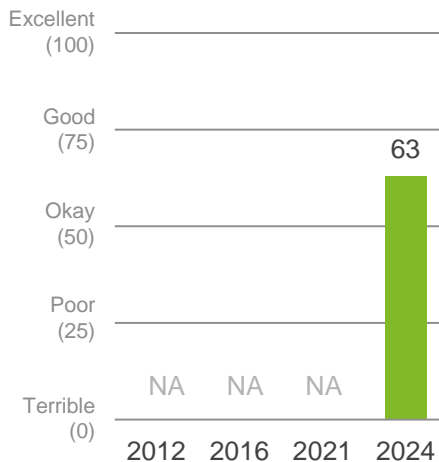
## Performance ratings

% of respondents



## Trend Analysis

Performance Index Score



## MARKYT Industry Standards

Performance Index Score



Temora Shire Council	63
Industry High	63
Industry Average	44

## Variances across the community

Performance Index Score

Total	Homeowner	Renting/other	Male	Female	No children	Have child 0-5	Have child 6-12	Have child 13-17	Have child 18+	14-17 years#	18-34 years	35-49 years	50-64 years	65+ years	Disability	First Nations#	Townsite	Farm / Rural	Ariah Park	Springdale#	Temora	Other
63	64	60	60	66	66	55	61	62	52	65	51	63	59	73	51	42	62	68	59	76	64	63

Q. How would you rate performance in the following areas?

Base: All respondents, excludes 'unsure' and 'no response' (n = 534).

\* Positive Rating = excellent, good + okay # Small sample size (<30 responses)

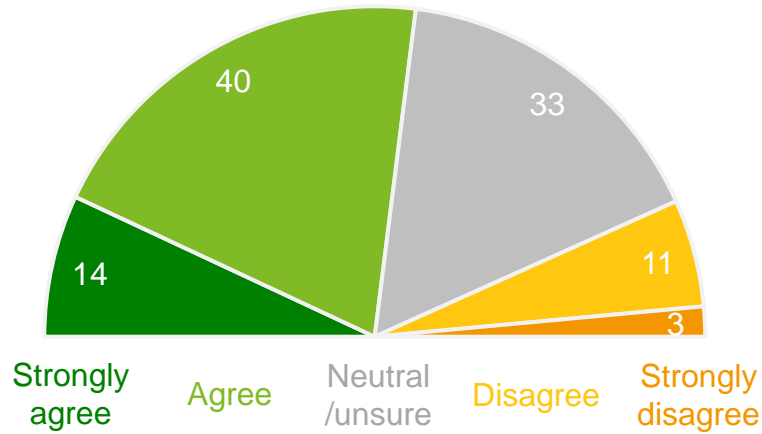
# Temora Shire Council has developed and communicated a clear vision for the area

## Level of agreement

% of respondents

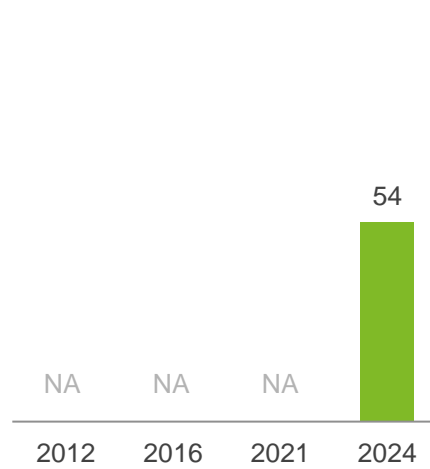
54%

Total Agree



## Trend Analysis

% agree



## MARKYT Industry Standards

% agree



Temora Shire Council	54
Industry High	54
Industry Average	27

## Variances across the community

% agree

Total	Homeowner	Renting/other	Male	Female	No children	Have child 0-5	Have child 6-12	Have child 13-17	Have child 18+	14-17 years#	18-34 years	35-49 years	50-64 years	65+ years	Disability	First Nations#	Townsite	Farm / Rural	Ariah Park	Springdale#	Temora	Other
54	53	57	49	58	59	30	47	50	42	64	36	49	49	69	47	34	54	54	44	58	55	58

Q. How strongly do you agree or disagree with the following statements?

Base: All respondents, excludes 'no response' (n = 607). # Small sample size (<30 responses)

# How the community is consulted about local issues

## Performance ratings

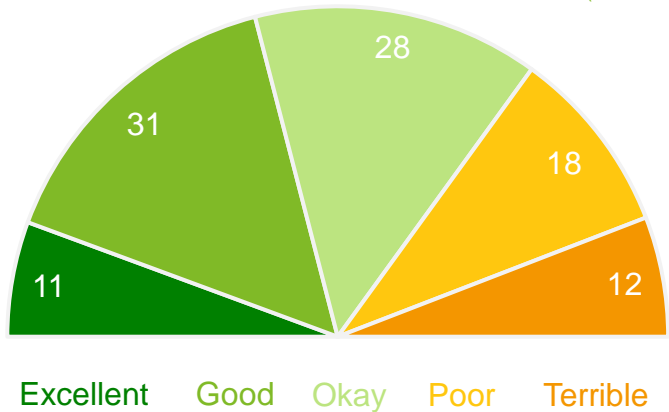
% of respondents

70%

Positive rating\*

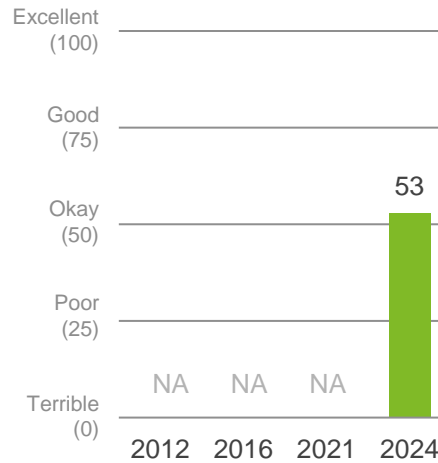
53

Performance Index Score (out of 100)



## Trend Analysis

Performance Index Score



## MARKYT Industry Standards

Performance Index Score



Temora Shire Council	53
Industry High	55
Industry Average	40

## Variations across the community

Performance Index Score

Total	Homeowner	Renting/other	Male	Female	No children	Have child 0-5	Have child 6-12	Have child 13-17	Have child 18+	14-17 years#	18-34 years	35-49 years	50-64 years	65+ years	Disability	First Nations#	Townsite	Farm / Rural	Ariah Park	Springdale#	Temora	Other
53	54	49	52	53	56	44	50	51	43	59	39	53	49	62	42	37	52	54	48	60	54	51

Q. How would you rate performance in the following areas?

Base: All respondents, excludes 'unsure' and 'no response' (n = 529).

\* Positive Rating = excellent, good + okay # Small sample size (<30 responses)

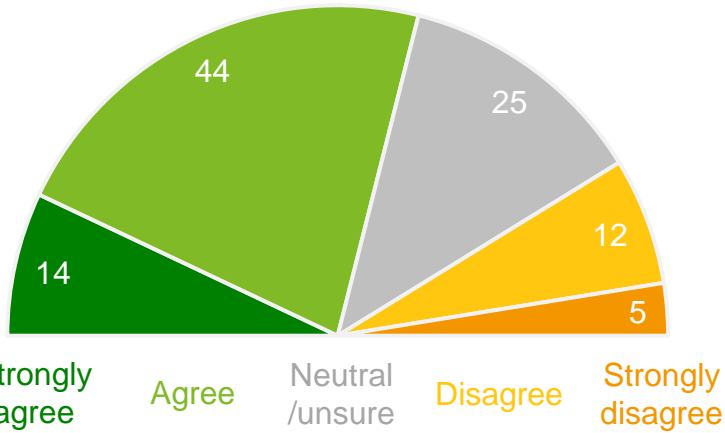
# Temora Shire Council has a good understanding of community needs

## Level of agreement

% of respondents

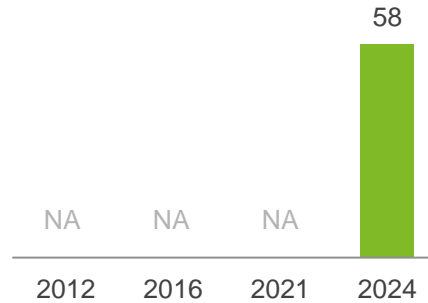
58%

Total Agree



## Trend Analysis

% agree



## MARKYT Industry Standards

% agree



Temora Shire Council	58
Industry High	58
Industry Average	27

## Variations across the community

% agree

Total	Homeowner	Renting/other	Male	Female	No children	Have child 0-5	Have child 6-12	Have child 13-17	Have child 18+	14-17 years#	18-34 years	35-49 years	50-64 years	65+ years	Disability	First Nations#	Townsite	Farm / Rural	Ariah Park	Springdale#	Temora	Other
58	58	55	60	55	64	41	56	50	39	67	46	58	44	73	43	27	56	59	50	68	59	51

Q. How strongly do you agree or disagree with the following statements?

Base: All respondents, excludes 'no response' (n = 609). # Small sample size (<30 responses)

# How the community is informed about what's happening in the local area

## Performance ratings

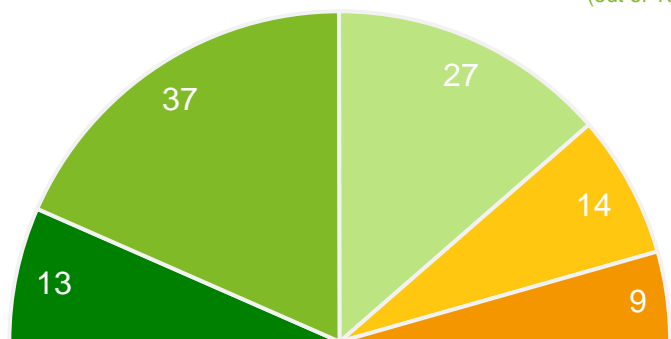
% of respondents

77%

58

Positive rating\*

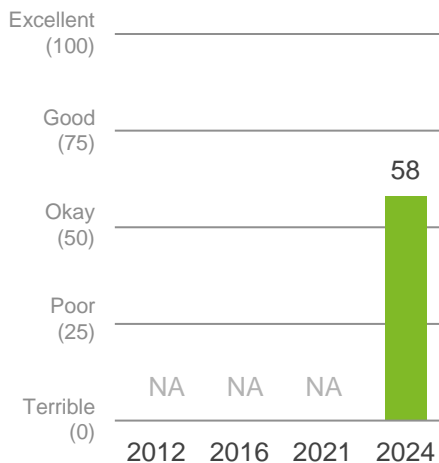
Performance Index Score (out of 100)



Excellent Good Okay Poor Terrible

## Trend Analysis

Performance Index Score



## MARKYT Industry Standards

Performance Index Score



Temora Shire Council 58

Industry High 62

Industry Average 44

## Variations across the community

Performance Index Score

Total	Homeowner	Renting/other	Male	Female	No children	Have child 0-5	Have child 6-12	Have child 13-17	Have child 18+	14-17 years#	18-34 years	35-49 years	50-64 years	65+ years	Disability	First Nations#	Townsite	Farm / Rural	Ariah Park	Springdale#	Temora	Other
58	59	53	58	57	60	47	58	58	46	62	48	59	54	65	51	48	57	60	54	72	58	57

Q. How would you rate performance in the following areas?

Base: All respondents, excludes 'unsure' and 'no response' (n = 545).

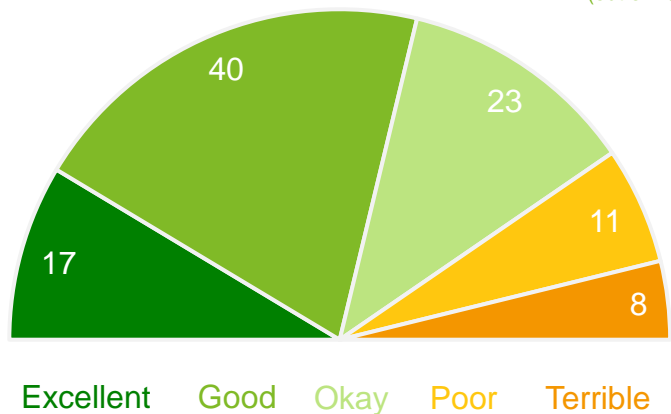
\* Positive Rating = excellent, good + okay # Small sample size (<30 responses)

# Advocacy and lobbying on behalf of the community

to influence decisions, support local causes, etc

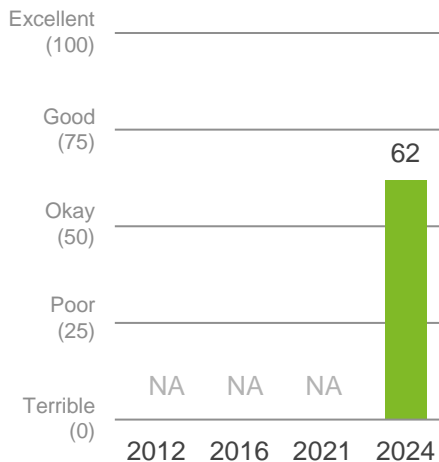
## Performance ratings

% of respondents



## Trend Analysis

Performance Index Score



## MARKYT Industry Standards

Performance Index Score



Temora Shire Council	62
Industry High	62
Industry Average	41

## Variances across the community

Performance Index Score

Total	Homeowner	Renting/other	Male	Female	No children	Have child 0-5	Have child 6-12	Have child 13-17	Have child 18+	14-17 years <sup>#</sup>	18-34 years	35-49 years	50-64 years	65+ years	Disability	First Nations <sup>#</sup>	Townsite	Farm / Rural	Ariah Park	Springdale <sup>#</sup>	Temora	Other
62	63	56	61	63	65	55	59	61	54	66	49	62	59	70	47	37	61	66	55	81	62	63

Q. How would you rate performance in the following areas?

Base: All respondents, excludes 'unsure' and 'no response' (n = 512).

\* Positive Rating = excellent, good + okay # Small sample size (<30 responses)

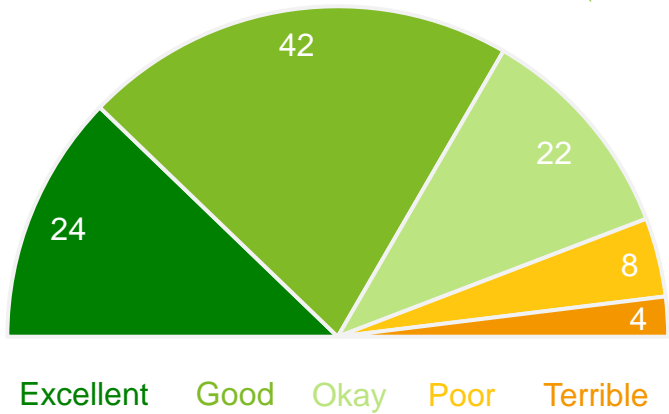
<sup>^</sup> Where sub-totals add to ±1% of the parts, this is due to rounding errors to zero decimal places.



# Customer service

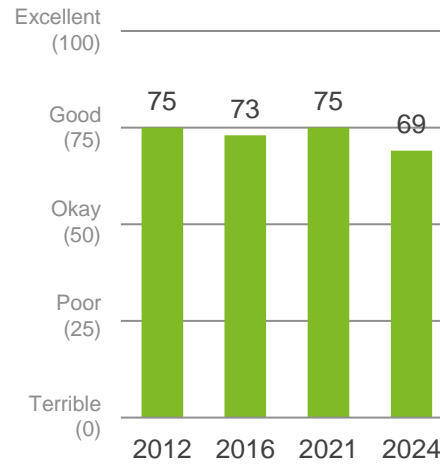
## Performance ratings

% of respondents



## Trend Analysis

Performance Index Score



## MARKYT Industry Standards

Performance Index Score



Temora Shire Council	69
Industry High	69
Industry Average	56

## Variances across the community

Performance Index Score

Total	Homeowner	Renting/other	Male	Female	No children	Have child 0-5	Have child 6-12	Have child 13-17	Have child 18+	14-17 years#	18-34 years	35-49 years	50-64 years	65+ years	Disability	First Nations#	Townsite	Farm / Rural	Ariah Park	Springdale#	Temora	Other
69	70	62	67	71	70	68	68	69	60	68	65	69	66	73	59	59	68	71	57	84	70	69

Q. How would you rate performance in the following areas?

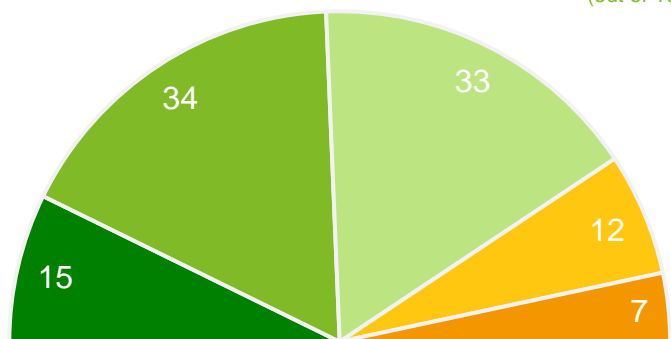
Base: All respondents, excludes 'unsure' and 'no response' (n = 533).

\* Positive Rating = excellent, good + okay # Small sample size (<30 responses)

# Value for money from Council rates

## Performance ratings

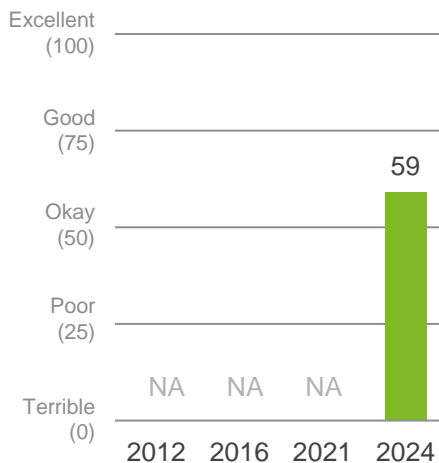
% of respondents



Excellent Good Okay Poor Terrible

## Trend Analysis

Performance Index Score



## MARKYT Industry Standards

Performance Index Score



Temora Shire Council	59
Industry High	59
Industry Average	42

## Variations across the community

Performance Index Score

Total	Homeowner	Renting/other	Male	Female	No children	Have child 0-5	Have child 6-12	Have child 13-17	Have child 18+	14-17 years#	18-34 years	35-49 years	50-64 years	65+ years	Disability	First Nations#	Townsite	Farm / Rural	Ariah Park	Springdale#	Temora	Other
59	60	57	59	60	64	49	50	58	57	65	51	56	56	68	51	42	60	58	61	58	60	55

Q. How would you rate performance in the following areas?

Base: All respondents, excludes 'unsure' and 'no response' (n = 574).

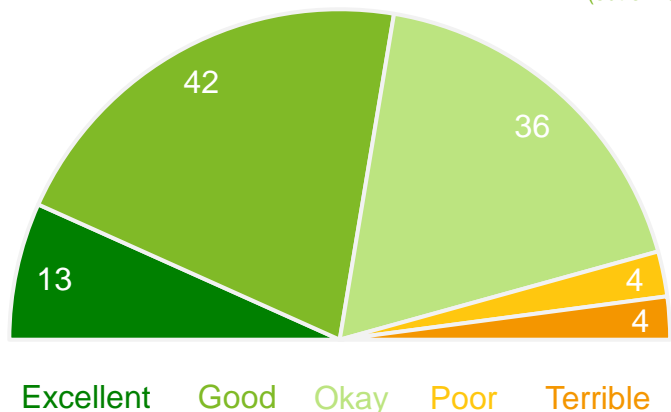

\* Positive Rating = excellent, good + okay # Small sample size (<30 responses)

^ Where sub-totals add to ±1% of the parts, this is due to rounding errors to zero decimal places.

# Communication channels

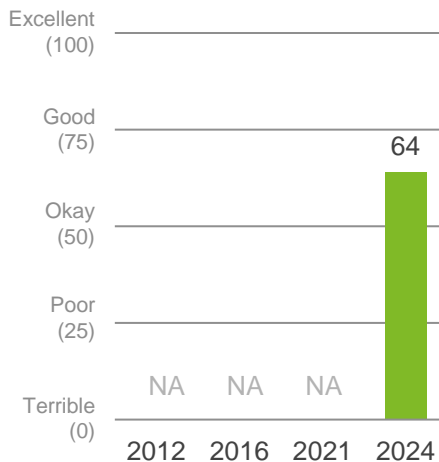
## Performance ratings

% of respondents



## Trend Analysis

Performance Index Score



## MARKYT Industry Standards

Performance Index Score



Temora Shire Council	64
Industry High	67
Industry Average	56

## Variances across the community

Performance Index Score

Total	Homeowner	Renting/other	Male	Female	No children	Have child 0-5	Have child 6-12	Have child 13-17	Have child 18+	14-17 years#	18-34 years	35-49 years	50-64 years	65+ years	Disability	First Nations#	Townsite	Farm / Rural	Ariah Park	Springdale#	Temora	Other
64	64	61	62	66	65	67	62	62	60	64	64	61	61	67	55	47	64	65	59	79	64	62

Q. How would you rate performance in the following areas?

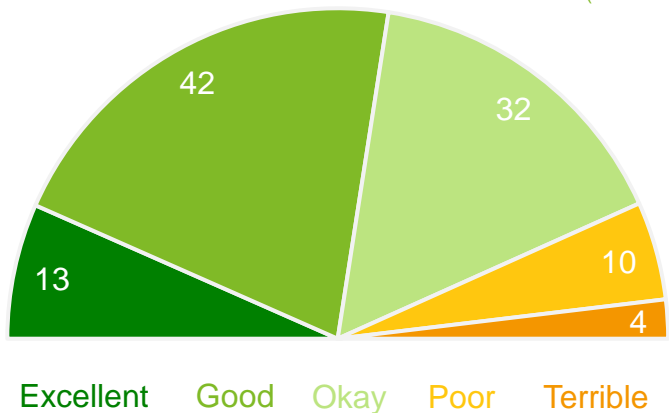
Base: All respondents, excludes 'unsure' and 'no response' (n = 444).

\* Positive Rating = excellent, good + okay # Small sample size (<30 responses)

# Social media presence (Facebook, You Tube, etc)

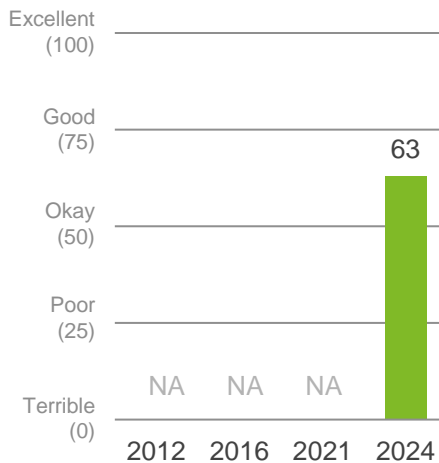
## Performance ratings

% of respondents



## Trend Analysis

Performance Index Score



## MARKYT Industry Standards

Performance Index Score



Temora Shire Council	63
Industry High	63
Industry Average	52

## Variances across the community

Performance Index Score

Total	Homeowner	Renting/other	Male	Female	No children	Have child 0-5	Have child 6-12	Have child 13-17	Have child 18+	14-17 years#	18-34 years	35-49 years	50-64 years	65+ years	Disability	First Nations#	Townsite	Farm / Rural	Ariah Park	Springdale#	Temora	Other
63	62	65	61	65	64	63	64	62	57	77	63	62	59	64	57	51	62	65	63	78	62	63

Q. How would you rate performance in the following areas?

Base: All respondents, excludes 'unsure' and 'no response' (n = 453).

\* Positive Rating = excellent, good + okay # Small sample size (<30 responses)

# Council websites

## Performance ratings

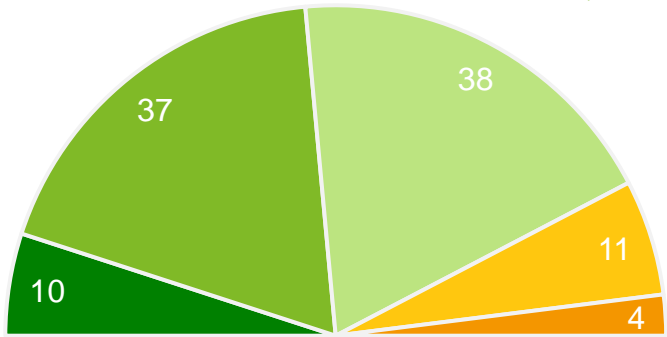
% of respondents

85%

Positive rating\*

59

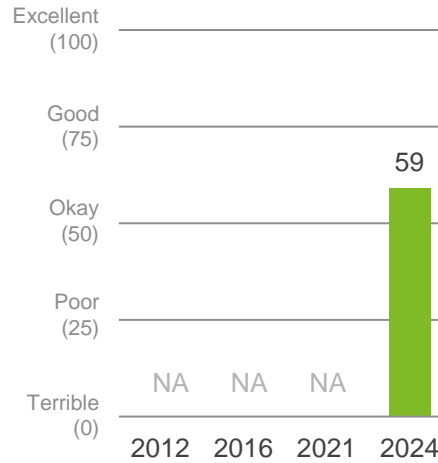
Performance Index Score (out of 100)



Excellent Good Okay Poor Terrible

## Trend Analysis

Performance Index Score



## MARKYT Industry Standards

Performance Index Score



Temora Shire Council 59

Industry High 62

Industry Average 55

## Variations across the community

Performance Index Score

Total	Homeowner	Renting/other	Male	Female	No children	Have child 0-5	Have child 6-12	Have child 13-17	Have child 18+	14-17 years#	18-34 years	35-49 years	50-64 years	65+ years	Disability	First Nations#	Townsite	Farm / Rural	Ariah Park	Springdale#	Temora	Other
59	59	62	59	60	61	58	60	59	50	73	56	61	53	64	51	44	59	62	58	69	60	58

Q. How would you rate performance in the following areas?

Base: All respondents, excludes 'unsure' and 'no response' (n = 468).

\* Positive Rating = excellent, good + okay # Small sample size (<30 responses)

# Overview of Community Variances



# Summary of community variances

	Total	Homeowner	Renting / other	Male	Female	No children	Have child 0-5	Have child 6-12	Have child 13-17	Have child 18+	14-17 years#	18-34 years	35-49 years	50-64 years	65+ years	Disability	First Nations#	Townsite	Farm / Rural	Ariah Park	Springdale#	Temora	Other
<b>OVERALL PERFORMANCE</b>																							
Place to live	82	83	78	82	82	83	80	83	78	76	81	80	80	79	86	72	65	81	83	77	89	83	77
Governing organisation	71	72	67	70	72	73	66	72	72	64	73	63	71	69	77	66	55	71	71	65	63	72	73
<b>PEOPLE</b>																							
Services and facilities for families / children	68	68	68	68	68	70	66	69	67	53	70	62	68	65	74	59	46	67	72	67	75	69	67
Services and facilities for youth	62	61	65	62	62	63	61	65	62	45	66	60	63	57	66	52	38	60	68	63	66	62	60
Services, facilities and care for seniors	65	64	68	65	65	66	62	66	65	56	80	57	63	60	69	54	59	63	68	62	68	65	61
Disability access and inclusion	60	60	56	60	59	60	62	61	59	45	59	63	55	57	62	42	48	58	63	50	67	60	60
Multiculturalism / cultural diversity	59	58	63	60	58	60	58	61	57	51	74	52	59	54	64	48	33	57	64	58	76	59	58
Respect for First Nations peoples/cultures	59	58	63	61	59	60	59	61	57	55	67	58	60	53	63	46	27	57	66	57	78	59	58
Volunteer recognition and support	69	71	61	68	70	70	69	69	72	62	53	71	72	65	73	58	58	69	69	64	77	70	65
Health and community services	60	59	61	60	59	61	58	58	57	51	70	53	57	56	66	47	40	58	62	56	69	60	59
Pinnacle Community Services	71	71	70	71	71	73	73	58	68	68	79	67	67	67	76	62	65	69	74	69	77	71	71
Service NSW	70	71	67	68	73	71	70	68	70	71	80	67	70	67	73	60	58	69	73	66	70	71	70
Sport and recreation facilities and services	81	80	81	79	82	82	76	83	80	75	80	78	81	78	84	68	68	80	83	74	82	81	85
Temora Recreation Centre and swimming pools	81	82	79	80	83	81	86	86	82	80	86	82	85	77	82	70	71	81	83	78	88	82	80
Art, cultural and creative facilities / activities	68	69	64	66	70	70	68	71	68	59	58	61	70	65	75	57	55	68	71	60	77	69	71
Temora Arts Centre	76	77	72	73	78	78	76	72	71	70	67	75	75	72	79	65	64	76	76	70	79	76	74
Community safety and crime prevention	55	55	53	55	54	58	45	54	55	47	59	45	52	54	63	48	42	54	60	61	60	55	51
Animal management (dogs and cats)	47	46	51	45	48	47	41	49	51	54	56	35	49	48	50	41	44	45	54	52	48	47	44

# Summary of community variances

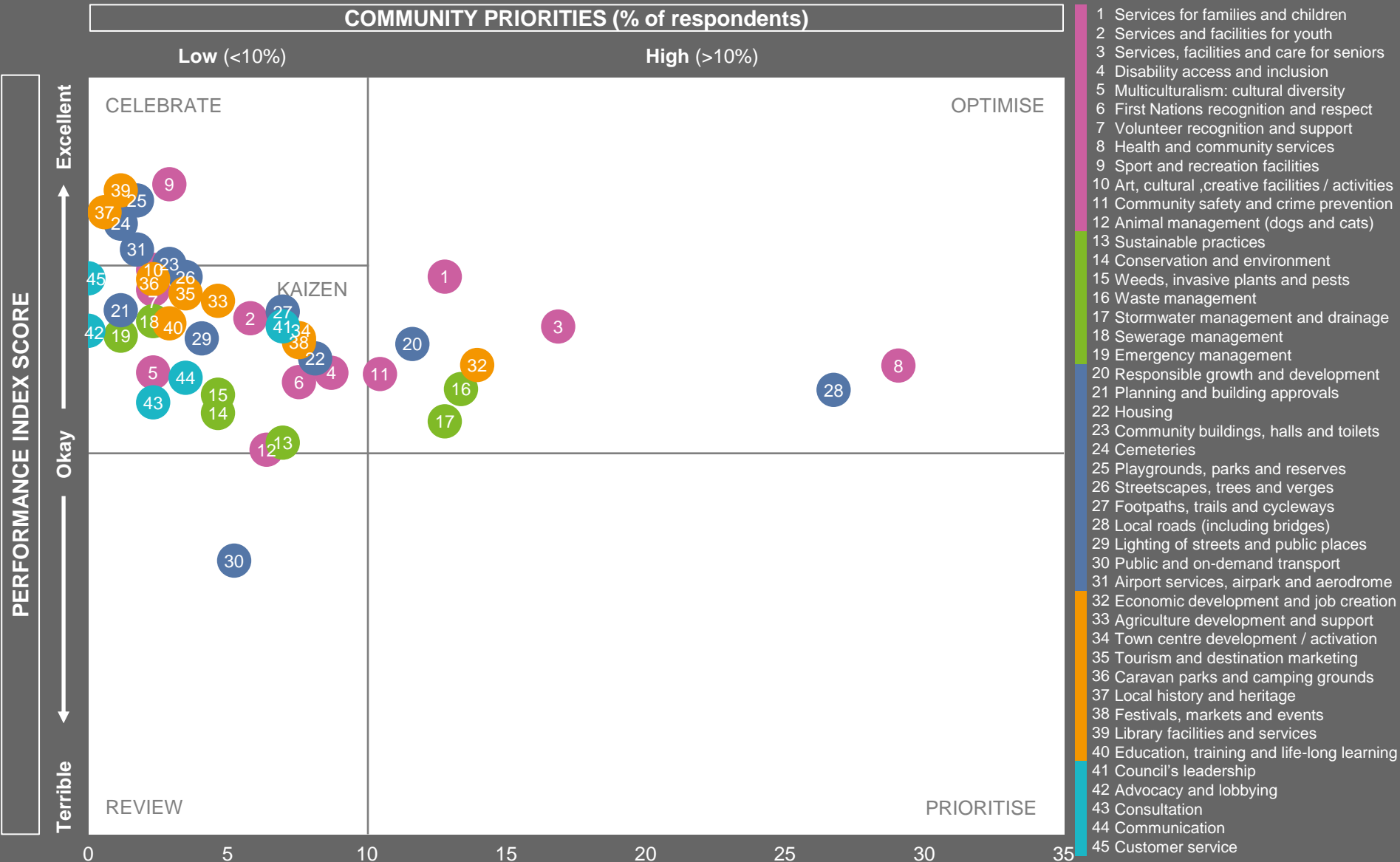
	Total	Homeowner	Renting / other	Male	Female	No children	Have child 0-5	Have child 6-12	Have child 13-17	Have child 18+	14-17 years#	18-34 years	35-49 years	50-64 years	65+ years	Disability	First Nations#	Townsite	Farm / Rural	Ariah Park	Springdale#	Temora	Other
<b>PLANET</b>																							
Sustainable practices	52	51	57	54	50	55	44	51	48	45	68	45	47	45	62	42	30	51	55	50	57	52	50
Conservation / environmental management	55	54	62	56	54	58	40	53	54	48	75	41	54	50	63	46	38	53	59	59	61	54	55
Weeds, invasive plants and pests	56	56	57	53	60	55	60	63	60	53	63	49	60	53	59	48	47	56	56	52	46	57	57
Waste management	59	59	59	61	58	62	50	55	57	54	75	50	55	56	66	51	36	57	64	57	82	59	56
Stormwater management and drainage	53	53	54	52	54	55	45	51	52	45	74	43	52	47	60	39	37	52	54	48	39	54	53
Sewerage management	66	67	64	68	65	69	63	64	66	56	77	63	65	62	70	56	51	65	70	55	76	68	66
Emergency management	64	65	61	65	63	65	57	65	63	58	72	56	64	61	68	50	47	63	67	62	76	64	62
<b>PLACE</b>																							
Responsible growth and development	62	63	62	63	62	64	61	65	60	49	77	53	64	56	68	49	43	61	67	59	78	62	65
Planning and building approvals	65	65	62	63	66	65	64	67	67	54	73	54	68	58	72	53	53	64	66	56	60	65	70
Housing	58	59	53	60	57	60	56	61	53	49	72	48	56	53	66	45	40	56	64	53	72	58	59
Community buildings, halls and toilets	70	72	64	69	71	72	69	71	70	65	68	66	70	70	73	57	53	69	73	69	75	70	72
Temora Memorial Town Hall & Theatre	84	85	78	84	84	84	84	85	86	81	84	85	87	80	84	72	75	83	85	81	92	84	80
Cemeteries	76	77	69	74	77	77	72	74	76	67	70	70	76	74	80	66	53	75	78	67	79	76	80
Playgrounds, parks and reserves	81	82	79	82	81	82	79	83	81	77	81	80	82	79	84	72	70	80	85	77	83	82	84
Lake Centenary	84	86	78	82	86	85	85	86	85	82	85	82	85	81	87	76	73	84	85	77	86	85	84
Streetscapes, trees and verges	70	70	68	68	72	70	67	74	71	61	71	68	71	67	72	59	57	68	75	68	77	70	73
Footpaths, trails and cycleways	63	64	60	63	63	63	63	65	63	56	61	62	63	61	65	50	45	60	70	60	68	62	71
Local roads (including bridges)	55	54	55	53	56	57	51	54	52	46	58	46	53	51	62	43	43	54	54	53	27	57	51
Lighting of streets and public places	60	60	59	61	58	60	60	64	61	56	67	57	62	56	61	49	52	56	69	59	74	59	64
Public and on-demand transport	35	34	39	37	33	37	33	37	32	23	49	32	33	27	41	26	22	32	42	41	47	34	26
Airport services, airpark and aerodrome	70	72	61	70	70	70	78	76	72	62	49	72	76	66	72	58	60	69	72	63	72	70	74

# Summary of community variances

	Total	Homeowner	Renting / other	Male	Female	No children	Have child 0-5	Have child 6-12	Have child 13-17	Have child 18+	14-17 years#	18-34 years	35-49 years	50-64 years	65+ years	Disability	First Nations#	Townsite	Farm / Rural	Ariah Park	Springdale#	Temora	Other
<b>PROSPERITY</b>																							
Area to work or operate a business	70	70	71	70	70	72	67	72	68	60	75	66	71	67	74	60	54	68	74	66	69	70	71
Economic development and job creation	55	55	55	55	56	56	55	58	52	43	67	49	59	48	60	42	35	54	60	54	69	55	56
Agriculture development and support	68	69	63	70	66	70	67	68	63	54	57	71	68	61	74	56	60	68	68	65	82	69	63
Town / village centre development/activation	62	62	60	61	62	63	61	61	60	50	65	57	65	55	66	47	36	61	64	56	66	62	60
Place to visit	77	78	73	76	78	80	68	77	71	72	74	70	74	76	83	72	59	78	74	73	65	78	73
Tourism and destination marketing	67	68	63	64	70	66	68	73	67	61	60	65	71	62	70	58	52	68	67	55	63	68	71
Caravan parks and camping grounds	71	72	69	71	72	73	68	74	66	59	73	69	70	68	75	66	61	70	75	71	70	71	71
Local history and heritage, incl. museums	78	80	69	76	80	79	80	77	78	71	67	72	79	76	83	68	55	78	79	72	81	78	80
Festivals, markets and community events	61	62	62	60	62	63	57	60	61	54	70	53	61	59	67	50	45	61	64	61	63	61	61
Library facilities and services	81	83	71	80	82	82	87	82	80	71	60	82	83	79	82	70	75	81	80	71	83	82	80
Education, training and life-long learning	65	65	63	64	66	65	67	67	63	50	72	60	62	60	70	53	42	64	67	56	69	66	66
<b>PERFORMANCE</b>																							
Council's leadership	63	64	60	60	66	66	55	61	62	52	65	51	63	59	73	51	42	62	68	59	76	64	63
Advocacy and lobbying	62	63	56	61	63	65	55	59	61	54	66	49	62	59	70	47	37	61	66	55	81	62	63
Consultation	53	54	49	52	53	56	44	50	51	43	59	39	53	49	62	42	37	52	54	48	60	54	51
Communication	58	59	53	58	57	60	47	58	58	46	62	48	59	54	65	51	48	57	60	54	72	58	57
Customer service	69	70	62	67	71	70	68	68	69	60	68	65	69	66	73	59	59	68	71	57	84	70	69
Value for money from rates	59	60	57	59	60	64	49	50	58	57	65	51	56	56	68	51	42	60	58	61	58	60	55
<b>COMMUNICATION CHANNELS</b>																							
Narraburra News	64	64	61	62	66	65	67	62	62	60	64	64	61	61	67	55	47	64	65	59	79	64	62
Social media presence (Facebook, You Tube, etc)	63	62	65	61	65	64	63	64	62	57	77	63	62	59	64	57	51	62	65	63	78	62	63
Council websites	59	59	62	59	60	61	58	60	59	50	73	56	61	53	64	51	44	59	62	58	69	60	58

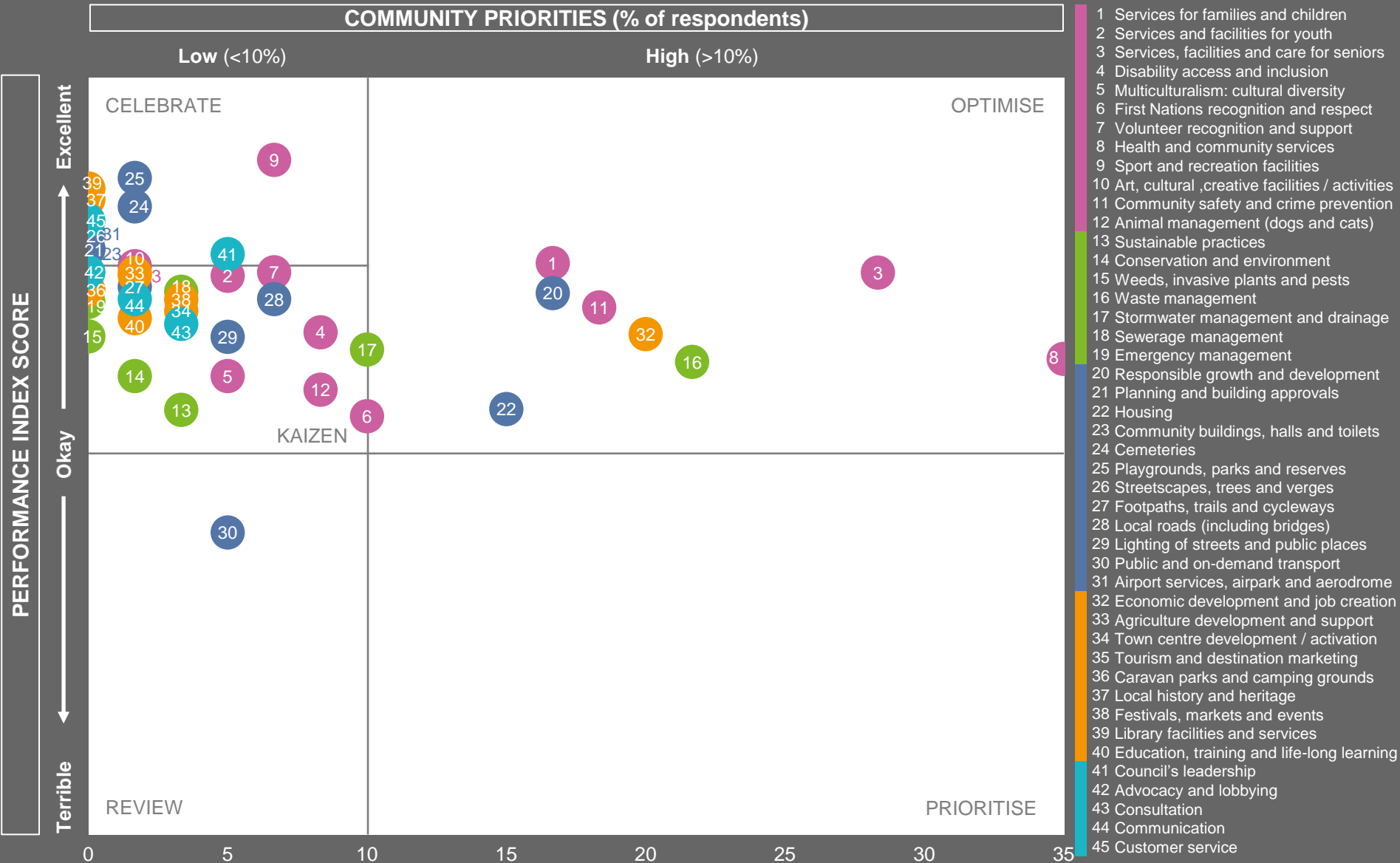
# MARKYT community priorities

Other stakeholder groups



Q. How would you rate performance in the following areas? Base: All respondents, excludes unsure and no response. (n=varies)

Q. Which areas would you most like the Council to focus on improving? Base: All respondents, excludes no response



Q. How would you rate performance in the following areas? Base: All respondents, excludes unsure and no response. (n=varies)

Q. Which areas would you most like the Council to focus on improving? Base: All respondents, excludes no response



[www.catalyse.com.au](http://www.catalyse.com.au)

Office 3, 996 Hay Street, Perth WA 6000

PO Box 8007, Cloisters Square WA 6850

Phone +618 9226 5674

Email: [info@catalyse.com.au](mailto:info@catalyse.com.au)

ABN 20 108 620 855

MARKYT 